

PEMROGRAMAN DENGAN BAHASA HTML DAN CSS

Muhammad Amin, S.Kom., M.Kom



PEMROGRAMAN DENGAN BAHASA HTML DAN CSS

Penulis :

Muhammad Amin, S.Kom.,M.Kom

Editor :

Antoni Pardede, S.Si., M.Si., Ph.D

Tata Letak :

Aris Setia Noor, S.E., M.Si

Desain Sampul :

M. Fikri Ansari, S.Kom

Penerbit :

Universitas Islam Kalimantan Muhammad Arsyad Al-Banjary
Banjarmasin

Redaksi :

Gedung A UPT Publikasi dan Pengelolaan Jurnal
Universitas Islam Kalimantan
Muhammad Arsyad Al-Banjary

Jl. Adhyaksa No. 2 Kayutangi Banjarmasin, Kalimantan Selatan
Telepon : 0511 - 3304352
FAX : 0511

Cetakan Pertama 2023

ISBN : 978-623-8189-00-7

Hak Cipta dilindungi undang-undang

Dilarang memperbanyak karya tulis ini dalam bentuk dan dengan cara apapun tanpa izin tertulis dari Penerbit. Isi diluar tanggung jawab penerbit.

KATA PENGANTAR

Buku ini membahas mengenai Pemrograman dengan bahasa html dan css. Buku ini diharapkan dapat menambah khasanah ilmu pengetahuan dan menjadi bahan bacaan bagi mahasiswa dan masyarakat yang ingin mendalami ilmu tentang Pemrograman dengan Bahasa html dan css.

Pada kesempatan ini penulis mengucapkan terima kasih yang setinggi tingginya kepada semua pihak yang mendukung selesainya buku ini.

Kritik dan saran kami harapkan dari pembaca untuk kesempurnaan penulisan buku ini.

Banjarmasin, Februari 2023

Penulis,

DAFTAR ISI

KATA PENGANTAR	iv
DAFTAR ISI.....	iv
HTML	1
1. Apa itu HTML ?.....	1
2. HTML Headings	4
3. Element Image Self Closing	5
4. Tables, Unordered List dan Ordered List	5
5. iFrame untuk Web, Google Maps.....	5
6. Element Input dan Break Element <code>
</code>	7
a. Pengertian Element dalam HTML	7
b. Elemen input pada HTML	8
c. Atribut elemen input HTML secara umum.....	8
d. Input text pada HTML	9
e. Input password pada HTML	9
f. Input textarea pada HTML.....	9
g. Break Elements	10
h. Form Elements	11
CSS	25
1. Pengertian dan Fungsi CSS.....	25
2. Contoh Penerapan CSS	25
3. Selector, Declaration, Property dan Value CSS.....	27
1. Cara Penulisan Selector, Declaration, Property dan Value CSS	28
2. Penulisan property.	28

3.	Antara satu property dengan property lain.....	29
4.	Case Sensitivity.....	29
5.	White Space.....	29
6.	Cara Penulisan Selector, Declaration, Property dan Value CSS	31
7.	Inline CSS	33
8.	Internal CSS	33
9.	External CSS	34
1.	External style CSS dengan <link> element	34
2.	External style CSS dengan @import	36
10	CSS Media Type.....	36
11.	Universal Selector.....	38
12.	Class Selector.....	43
13.	ID Selector	45
14.	Font External.....	47
15.	Normal Document Flow	48
16.	Property Position.....	50
a.	Static Positioning	50
b.	Relative Positioning	51
c.	Absolute Positioning.....	53
d.	Fixed Positioning	55
e.	Property Column-Width.....	59
f.	Property Column-Fill	68
17.	Multiple Box Shadow	74
18.	Komentar.....	81

19.	CSS Media Type	81
20.	Universal Selector	83
21.	Soal-soal Latihan	85
	DAFTAR PUSTAKA	120

HTML

1. Apa itu HTML ?

HTML merupakan singkatan dari Hypertext Markup Language. Singkatan ini terdiri dari 3 komponen kata, yakni: Hypertext, Markup dan Language yaitu bahasa markup standar yang digunakan untuk membuat halaman web. [1]

HyperText Markup Language (HTML) adalah bahasa inti dari hampir semua konten Web. Sebuah bahasa yang menggambarkan struktur dan isi semantik dari sebuah dokumen Web. Sama seperti yang dijelaskan dalam wikipedia tentang HTML : <https://id.wikipedia.org/wiki/HTML>

Saat menjelaskan apa itu HTML, kita tidak bisa melepaskan dengan CSS (Cascading Style Sheets) dan JS (Javascript). Untuk membuat sebuah website kita tidak bisa memisahkan antara ketiga hal tersebut yaitu HTML, CSS dan JS

Untuk mempermudah dalam memahami apa itu HTML, mari kita buat sebuah perumpamaan seperti membangun sebuah rumah ? HTML, diibaratkan seperti membangun sebuah rumah maka HTML itu adalah kerangkanya saja, hanya kerangka sebuah rumah CSS : Akan memiliki fungsi untuk mengatur warna, ketinggian, panjang, atau lebar dari sebuah pintu, jendela, dinding dll. Intinya CSS memiliki fungsi untuk mengatur semua warna, bentuk ataupun ukuran dari panjang lebarnya sebuah rumah.

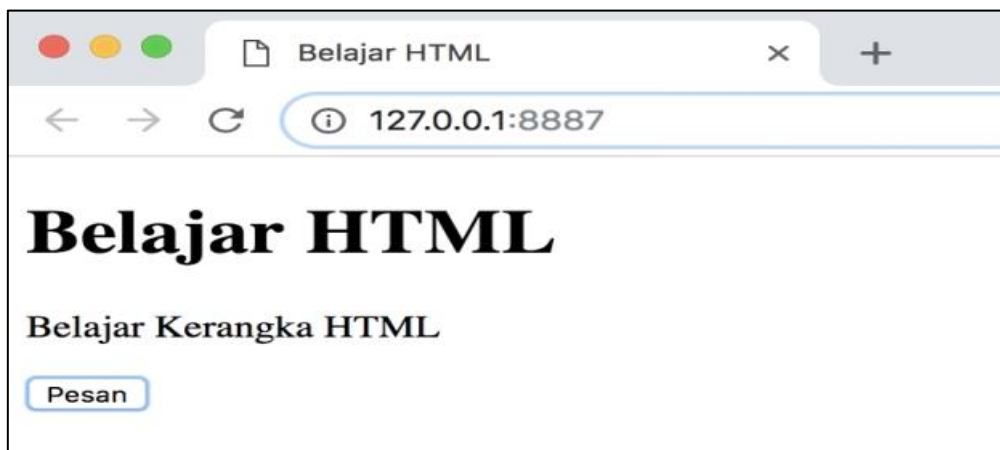
JS : Akan memiliki fungsi untuk mengatur pintu rumah dibuka kedalam / keluar, mengatur saluran air, mengatur instalasi listrik seperti Ketika di Tekan ON maka lampu kamar menyala.

Contoh :

Ketika kita menuliskan code HTML seperti dibawah ini :

```
<!DOCTYPE html>
<html>
<head>
  <meta charset="utf-8">
  <title>Belajar HTML</title>
</head>
<body>
  <h1>Belajar HTML</h1>
  <p>Belajar Kerangka HTML</p>
  <button type="button" name="button">Pesan</button>
</body>
</html>
```

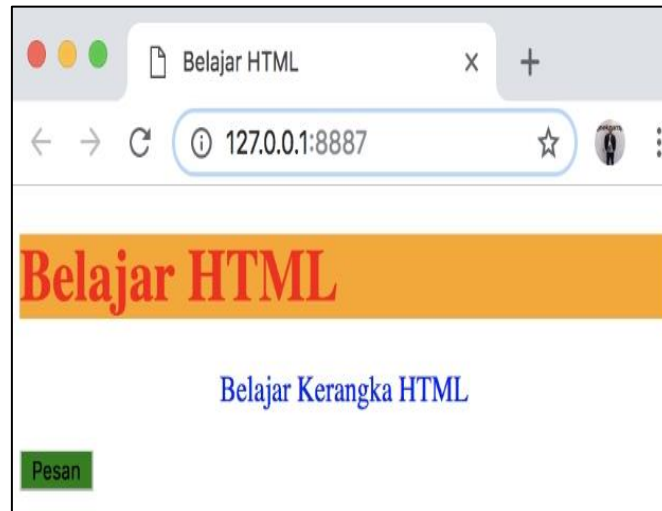
Ketika dijalankan dibrowser akan menampilkan seperti ini :



Gambar 1

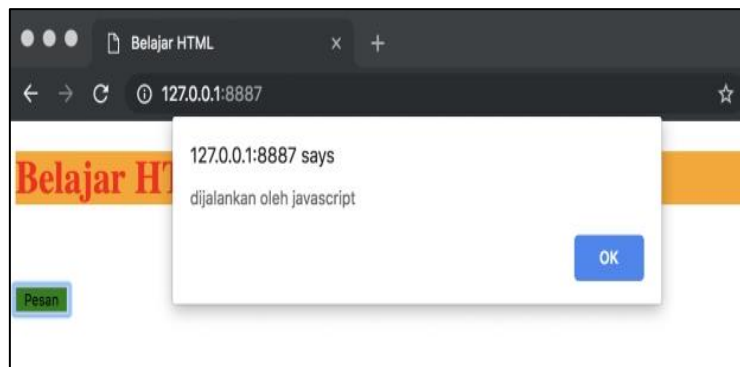
Semua yang ditampilkan di browser dari code HTML yang kita tulis adalah defaultnya, baik dari sisi warna ataupun ukurannya.

Ketika kita menambahkan code CSS maka tampilannya seperti ini, sesuai code CSS yang kita tulis.



Gambar 2

Dan Ketika button “PESAN” kita klik, lalu menampilkan sebuah pesan, maka proses yang melakukan hal tersebut dilakukan dengan code Javascript



Gambar 3

2. HTML Headings

Apa itu Heading?

Heading [2] adalah sebuah judul yang biasanya diberikan pada halaman atau beberapa bagian dari artikel.

Element Headings :

```
<h1>Judul H1</h1>
```

```
<h2>Judul H2</h2>
```

```
<h3>Judul H3</h3>
```

```
<h4>Judul H4</h4>
```

```
<h5>Judul H5</h5>
```

```
<h6>Judul H6</h6>
```

```
<!DOCTYPE html>
<html lang="en">
  <head>
    <title>Tutorial Heading di HTML</title>
  </head>
  <body>
    <h1>Ini Judul Level 1</h1>
    <h2>Ini Judul Level 2</h2>
    <h3>Ini Judul Level 3</h3>
    <h4>Ini Judul Level 4</h4>
    <h5>Ini Judul Level 5</h5>
    <h6>Ini Judul Level 6</h6>
  </body>
</html>
```

Hasilnya



Gambar 4

3. Element Image Self Closing

Pengertian *Self-Closing Tag* dalam HTML

Berarti **tag penutup diri** atau **berdiri sendiri (mandiri)** dalam bahasa Indonesia. *Self-closing tag* adalah elemen kode HTML yang telah berevolusi dalam bahasa markup-nya berdasarkan kesimpulan Kami yang bersumber dari **Situs** [3] Biasanya, *self-closing tag* atau tag penutup diri menggunakan karakter “/” untuk secara efektif menutup tag awal yang terlampir dalam tanda sisipan.

4. Tables, Unordered List dan Ordered List

Cara Membuat Table HTML

- ◁ Secara umum sebuah table pada terdiri dari beberapa beberapa bagian yaitu :
- ◁ Baris/Rows, Merupakan sebuah data yang ditampilkan secara Horizontal atau Mendatar
- ◁ Kolom/Columns, Merupakan sebuah data yang ditampilkan secara Vertical atau turun naik
- ◁ Cell, adalah sebuah kotak yang berada antara Baris dan Kolom
- ◁ Garis/Border, Merupakan garis untuk membatasi antar Cell atau memberikan garis pada table
- ◁ Untuk membuat table pada sebuah HTML terdapat beberapa komponen atau istilah yang perlu kita ketahui, komponen tersebut berupa tag khusus diantaranya adalah :
- ◁ <table>, sebuah tag yang digunakan untuk membuat table
- ◁ <thead>, sebuah tag yang digunakan untuk membuat judul/title pada kolom didalam tag ini terdiri dari <th>
- ◁ <tbody>, sebuah tag yang digunakan untuk membuat kolom dan baris didalam nya terdiri dari <tr> dan <td>
- ◁ <th> (table head), digunakan untuk memberikan nama kolom, digunakan untuk membuat judul. tag ini berada didalam <thead>
- ◁ <tr> (table row), digunakan untuk membuat baris tag ini berada didalam <tbody>
- ◁ <td> (table data), diigunakan untuk membuat kolom tag ini berada didalam <tbody>

Contoh Coding

```
<!DOCTYPE html>
<html>
<head>
  <title>Cara Membuat Tabel HTML</title>
</head>
<body>
  <table>
    <thead>
```

```

<th>
  Judul kolom 1
</th>
<th>
  Judul kolom 2
</th>
</thead>
<tbody>
<tr>
  <td>Contoh Baris ke-1 kolom ke-1</td>
  <td>Contoh Baris ke-1 kolom ke-2</td>
</tr>
<tr>
  <td>Contoh Baris ke-2 kolom ke-1</td>
  <td>Contoh Baris ke-2 kolom ke-2</td>
</tr>
</tbody>
</table>
</body>

</html>

```

Dan Hasilnya



Gambar 5

5. iframe untuk Web, Google Maps.

Penggunaan **Google Map** pada file HTML. Sebelumnya, tentunya kita pernah melihat sebuah website yang memiliki menu “Kontak Kami”, yang mana pada menu tersebut berisi tentang info kontak dan alamat sebuah perusahaan bukan? Nah, disitu ada gambar peta dari **Google Map** [4], yang menunjukkan posisi alamat perusahaan tersebut.

Hal tersebut dibuat dengan tujuan untuk mempermudah pengunjung website agar pengunjung bisa mengetahui lebih jelas tentang alamat perusahaan tersebut. Nah, pada kesempatan ini kita akan belajar cara memasangnya di file HTML kita. Jadi, membuatnya sangat mudah.

Maka dari itu, mari kita coba sama-sama. Silahkan buka aplikasi Web Editor pilihan sobat masing-masing.

Contoh Coding

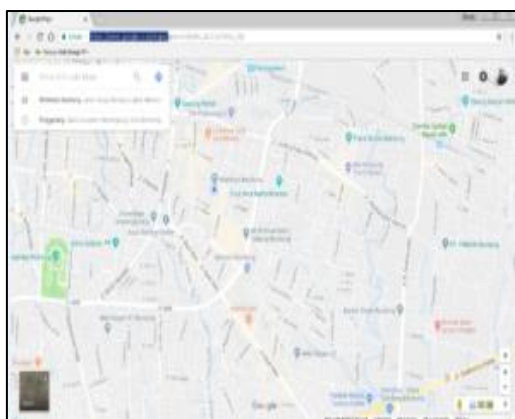
```
<!DOCTYPE html>

<html>
<head>
<title>Google Maps</title>
</head>
<body>

<h1>Alamat Kami</h1>
<hr>

</body>
</html>
```

Buka website **Google Maps**, sebagai contohnya silahkan disini <https://www.google.co.id/maps/>.



Gambar 6

6. Element Input dan Break Element

a. Pengertian Element dalam HTML

Element adalah isi dari tag yang berada diantara tag pembuka dan tag penutup, termasuk tag itu sendiri dan atribut yang dimilikinya (jika ada). Sebagai contoh perhatikan kode HTML berikut:

b. Elemen input pada HTML

Terdapat berbagai macam jenis elemen input di dalam form:

- < text
- < password
- < textarea
- < select
- < select multiple
- < checkbox
- < radio
- < file
- < submit / button
- < hidden

Dan beberapa tipe input baru pada HTML 5 yang masih belum seluruhnya didukung pada browser:

- < email, url
- < number
- < date, month, week, time
- < range
- < color

c. Atribut elemen input HTML secara umum

Semua elemen input pada form bergantung dengan atribut name dalam pengiriman data. Saat data-data pada form dikirim ke server, nama yang tertera di dalam atribut name tersebut akan menjadi nama data yang dikirim.

Selain atribut name, setiap elemen input juga dapat ditambahkan atribut readonly dan disabled.


Atribut readonly akan menyebabkan input tidak dapat diedit, sedangkan atribut disabled menyebabkan input tidak interaktif dan datanya tidak dikirim, hanya ditampilkan saja.

d. Input text pada HTML

Digunakan untuk menginput teks. Merupakan tipe default dari elemen input.

```
1 <input type="text" name="telepon" value="021-  
2020505" />
```

Output:



Gambar 7


Elemen input tipe teks ini dapat dipakai untuk berbagai macam tipe data. Dapat berupa teks, nama, alamat, tanggal, nomor hp, email dan sebagainya. Akan tetapi sebaiknya dipakai untuk tipe data teks saja. Atribut value dapat digunakan untuk menentukan nilai awal pada input.

e. Input password pada HTML

Input ini sama dengan input tipe teks, hanya saja teksnya tersembunyi.

```
1 <input type="password" name="password" />
```

Output:



Gambar 8

Input tipe password juga dapat diberi nilai awal dengan atribut value. Tapi juga dapat dikosongkan seperti di atas.

f. Input textarea pada HTML

Textarea dapat digunakan untuk input teks dengan banyak baris.

```
1 <textarea name="alamat">Jl. Suka sama  
senang</textarea>
```

Output:



Gambar 9

g. Break Elements

```
<!DOCTYPE html>
<html>
<body>

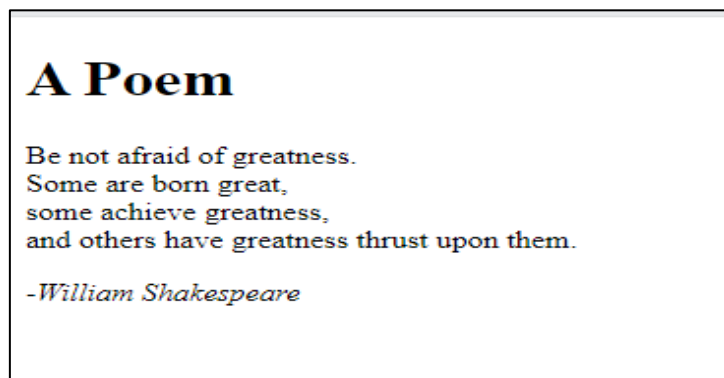
<h1>A Poem</h1>

<p>Be not afraid of greatness.<br>
Some are born great,<br>
some achieve greatness,<br>
and others have greatness thrust upon them.</p>

<p><em>-William Shakespeare</em></p>

</body>
</html>
```

Hasilnya



Gambar 10

h. Form Elements

Form merupakan bagian pada HTML yang dapat digunakan untuk membuat elemen Form pada halaman Web.

Elemen Form dapat terdiri dari check box, radio button, menu, text box, text area, dan button.

Tag	Function
<form></form>	Specifies a form for user data input.
<input type="text" ...	Specifies a text box.
<input type="password" ...	Specifies a text box where typed text is hidden.
<input type="submit" ...	Specifies a submit button.
<input type="reset" ...	Specifies a cancel/reset button.
<input type="checkbox" ...	Specifies a check box.
<input type="radio" ...	Specifies a radio button.
<textarea></textarea>	Specifies a text area in a form.
<select></select>	Specifies a menu/drop-down list.
<option></option>	Specifies an option in select element.
<optgroup></optgroup>	Specifies a group of options.

Gambar 11

Berikut merupakan beberapa elemen Form yang akan dibahas :

1. Text fields.

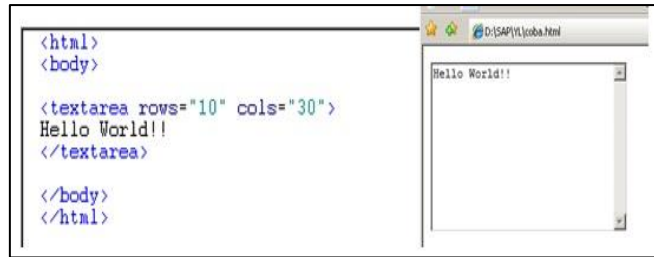
Text fields digunakan ketika pengguna ingin mengisi field seperti kata, angka dan lainnya Pada umumnya text field pada browser diberi kapasitas sebanyak 20 karakter.

```
<form>
First name:
<input type="text" name="firstname">
<br>
Last name:
<input type="text" name="lastname">
</form>
```

Gambar 12

2. Text Area

Text area dimana merupakan elemen yang dapat menyimpan kata dan dapat diperluas jika pengguna memasukkan lebih banyak text sehingga dapat dimasukkan pada elemen text area.



Gambar 13

3. *Radio Buttons.*

Radio Buttons digunakan ketika memerlukan form yang dapat memilih salah satu diantara beberapa pilihan.

```
<form>
<input type="radio" name="sex" value="male"> Male
<br>
<input type="radio" name="sex" value="female"> Female
</form>
```

Gambar 14

< Checkbox

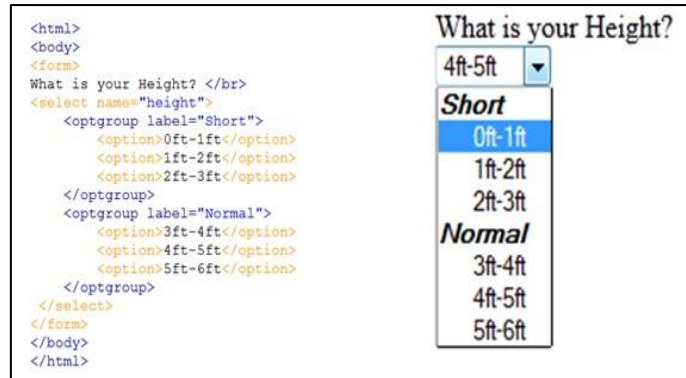
Checkbox digunakan ketika memerlukan form yang dapat memilih lebih dari satu pilihan.

```
<form>
I have a bike:
<input type="checkbox" name="vehicle" value="Bike">
<br>
I have a car:
<input type="checkbox" name="vehicle" value="Car">
<br>
I have an airplane:
<input type="checkbox" name="vehicle" value="Airplane">
</form>
```

Gambar 15

Drop Down Box.

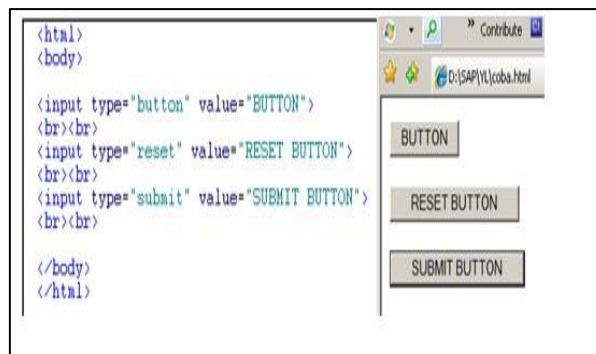
Drop-down box, biasanya digunakan ketika memilih satu pilihan diantara banyak pilihan.



Gambar 16

Button.

Elemen button ini biasa digunakan untuk membuat sebuah tombol, sehingga pengguna dapat melakukan suatu aksi.



Gambar 17

4. Head Element

Element head berada di urutan paling atas dibawah tag <html> pada struktur HTML berikut :

```

<!DOCTYPE html>
<html>
<head>
  <meta charset="utf-8">
  <title></title>
</head>
<body>

</body>
</html>

```

Sekarang kita akan membahas element element yang sering digunakan dan diletakkan di dalam element head :

§ Element Meta

Tag <meta> berfungsi untuk memberi informasi mengenai halaman HTML yang saat ini sedang ditampilkan.

- **Meta charset** : berfungsi memberi instruksi kepada web browser tentang bagaimana cara menerjemahkan karakter-karakter yang ada di dalam halaman HTML.

Pada HTML 4 meta charset ditulis seperti ini : **<meta http-equiv="Content-Type" content="text/html; charset=utf-8">**

Namun pada HTML 5 penulisannya jauh lebih ringkas : **<meta charset="UTF-8">**

Ketika kita menuliskan struktur HTML dan didalamnya kita letakkan meta charset ataupun tidak, kita tidak bisa melihat perbedaannya karena meta charset ini sendiri berhubungan bagaimana web browser memproses pada karakter karakter yang berada di dalam HTML

- **Meta Author, Keywords dan Description**

Ketika kita menuliskan Meta Author, Keywords dan Description maka ketiga meta tersebut berhubungan dengan SEO (**Search Engine Optimization**) yaitu digunakan untuk mempermudah mesin pencari seperti google untuk mendapatkan informasi dari website yang kita buat. Sehingga ketika kita memasang ketiga meta tersebut di dalam struktur HTML kita, kita tidak bisa melihat perbedaannya karena itu berhubungan dengan web browser memberikan informasi kepada 'robot' / mesin pencari.

```

<!DOCTYPE html>
<html>
  <head>
    <meta charset="utf-8">
    <meta name="author" content="Makanan
Nusantara">

    <meta name="keywords" content="Rendang,
Bubur Manado, Gulai Nangka Muda,
Lontong Tahu, Soto Makasar">
    <meta name="description" content="Situs
Tentang Makanan Nusantara">
    <title></title>
  </head>
  <body>

</body>
</html>

```

Meta Refresh

Meta refresh digunakan untuk melakukan web refresh / reload pada halaman website kita, Contoh : jika kita ingin web refresh / reload website kita setiap 60 detik sekali, maka kita cukup menuliskan code meta refresh **<meta http-equiv="refresh" content="60">**

```

<!DOCTYPE html>
<html>
  <head>
    <meta charset="utf-8">
    <meta http-
equiv="refresh" content="60">
    <title></title>
  </head>
  <body>

</body>
</html>

```

< Meta tag Viewport

Meta Viewport yang ditulis seperti ini : **<meta name="viewport" content="width=device-width, initial-scale=1">**

Digunakan pada web dengan desain responsive (responsive web design). Secara garis besar, meta tag viewport ditambahkan agar desain responsive dapat tampil sempurna di dalam layar

berukuran kecil (seperti tablet atau smartphone) Meta tag viewport ini nanti akan kita praktekan saat kita belajar dengan web responsive di materi selanjutnya

NOTE : Untuk Meta tag **X-UA-Compatible** dan **Meta tag Robots**, Silahkan teman-teman baca, namun untuk saat ini belum bisa diterapkan saat ini karena ini sudah masuk ke tingkat teknis, jika nanti sudah sudah mampu membuat sebuah website dengan HTML maka silahkan kembali untuk mempelajari kedua meta tag tersebut.

Meta tag X-UA-Compatible

Meta tag X-UA-Compatible yang ditulis seperti ini : `<meta http-equiv="X-UA-Compatible" content="IE=edge">`

Meta tag X-UA-Compatible digunakan untuk menangani permasalahan terkait web browser Internet Explorer. IE memiliki mode compatibility view yang aktif ketika halaman web diakses dari komputer lokal atau diakses dari dalam intranet. Fitur ini membuat perlakuan berbeda dalam menangani halaman web (mirip quirks mode). Meta tag diatas akan memaksa IE untuk tidak masuk ke mode compatibility view.

< Meta tag Robots

Meta tag Robots yang ditulis seperti ini :

```
<meta name="robots" content="index, follow">
atau
<meta name="robots" content="noindex, nofollow">
```

Meta tag robots digunakan untuk memberi pesan kepada search engine bagaimana halaman web akan diproses, jika nilai atribut content adalah "index, follow", maka mesin pencari akan mengindex halaman tersebut (dimasukkan ke dalam hasil pencarian). Namun jika nilai atribut content adalah "noindex, nofollow", maka isi web tidak akan dimasukkan ke hasil pencarian (mungkin halaman web bersifat rahasia dan anda tidak ingin seseorang mengaksesnya dari google).

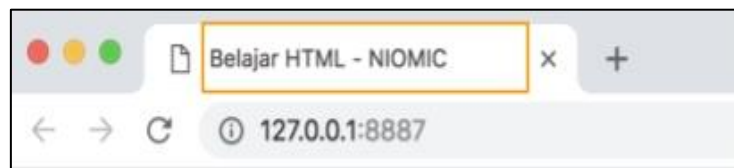
◁ Element Title.

Element title berfungsi untuk menampilkan judul pada halaman website yang kita buat. Contoh :

Ketika kita jalankan, kita bisa melihat hasilnya seperti ini :

```
<!DOCTYPE html>
<html>
<head>
  <meta charset="utf-8">
  <title>Belajar HTML - NIOMIC</title>
</head>
<body>

</body>
</html>
```



Gambar 18

◁ Element Link.

Element Link akan sering kita gunakan ketika kita berhubungan dengan file lain, contoh ketika kita ingin menghubungkan HTML kita dengan file css, code nya : **<link href="style.css" rel="stylesheet">**

Kita akan membahas hal tersebut nanti saat kita memasuki pembelajaran CSS.

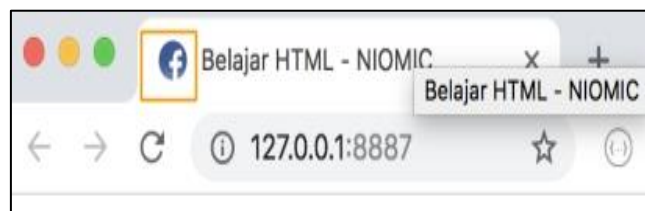
Sekarang kita akan menggunakan Element Link Untuk membuat **Favicon** :

```
<!DOCTYPE html>
<html>
<head>
  <meta charset="utf-8">

  <link rel="icon" href="http://www.iconarchive.co
```

```
m/download/i97515/sicons/basic-round-  
social/facebook.ico" type="image/x-icon">  
  <title>Belajar HTML - NIOMIC</title>  
</head>  
<body>  
  
</body>  
</html>
```

Ketika dijalankan akan menampilkan



Gambar 19

Pada contoh materi diatas, kita menampilkan favicon dari internet yaitu melalui link Icon tersebut diambil dari :

Icon tersebut diambil dari : <http://www.iconarchive.com/download/i97515/sicons/basic-round-social/facebook.ico>

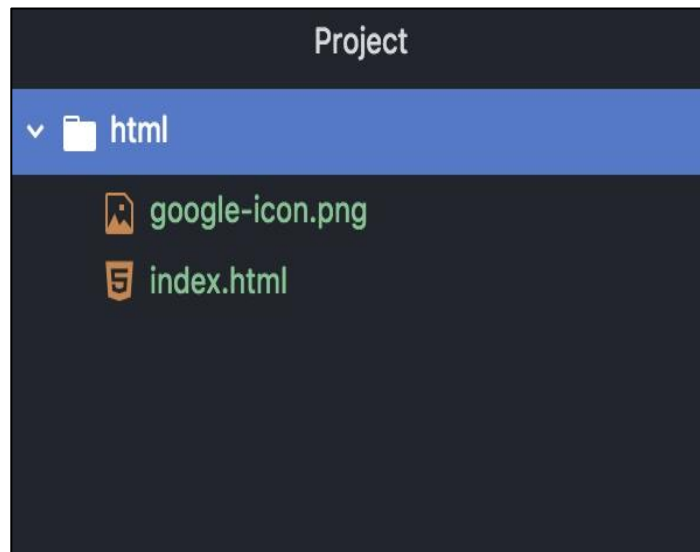
Contoh jika kita memakai gambar ini : <https://cdn4.iconfinder.com/data/icons/new-google-logo-2015/400/new-google-favicon-512.png>

code :

```
<link rel="icon" href="https://cdn4.iconfinder.com/data/icons/new-google-logo-  
2015/400/new-google-favicon-512.png" type="image/png">
```


- Gambar dari local

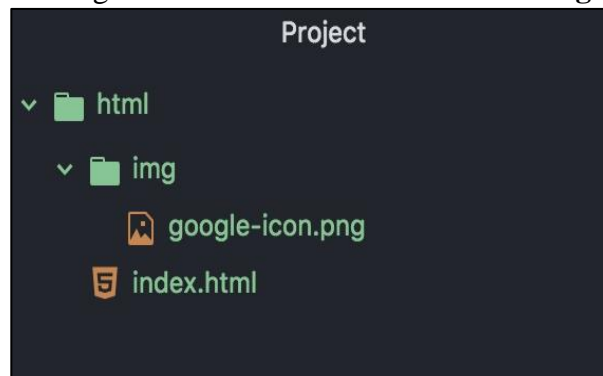
Jika kita meletakkan gambar dalam folder tempat kita menuliskan code HTML nya



Gambar 20

```
<link rel="icon" href="google-icon.png" type="image/png">
```

Jika gambar kita letakkan dalam folder **img**



Gambar 21

maka codenya

```
<link rel="icon" href="img/google-icon.png" type="image/png">
```

NOTE

Pada attribute `type="image/png">` kita bisa menggantinya sesuai dengan gambar yang kita masukkan, jika gambar yang dimasukkan adalah jpg maka pada attribute type menjadi `type="image/jpg">`, dan jika gambarnya .ico menjadi `type="image/x-icon">`

< Element BASE

Element base bersifat global, dan digunakan untuk memasukan sebuah link secara global.

Element base ini akan kita coba praktekan saat kita belajar materi HTML selanjutnya, karena element base berhubungan dengan element lain. agar ketika kita praktekan menjadi lebih paham.

Element base ditulis seperti ini.

```
: <base href="/media/images/" target="_blank">
```

< Element Script

Element Script digunakan untuk menginput script ke dalam halaman HTML, element script sering digunakan untuk menuliskan code Javascript, baik yang dituliskan secara internal ataupun menghubungkan secara eksternal, code script ditulis seperti ini.

```
<script type="text/javascript"></script>
```

Element script akan kita praktekan nanti saat kita mulai belajar javascript.

< Element Style.

Element Style digunakan untuk menginput kode style ke dalam halaman HTML. Element Style ditulis seperti ini.

```
<style type="text/css"></style>
```

Element Style akan kita pelajari, saat memasuki materi pembelajaran CSS

< Element NOSCRIPT.

Element Noscrypt digunakan untuk menampilkan informasi ketika browser mematikan javascriptnya. Element noscript ditulis seperti ini :

```
<noscript>Silahkan aktifkan javascript, untuk mengakses situs ini</noscript>
```

Karena ini sudah masuk hal teknis, maka element noscript hanya bisa kita praktekan saat kita sudah memasuki materi pembuatan website dengan javascript di dalamnya.

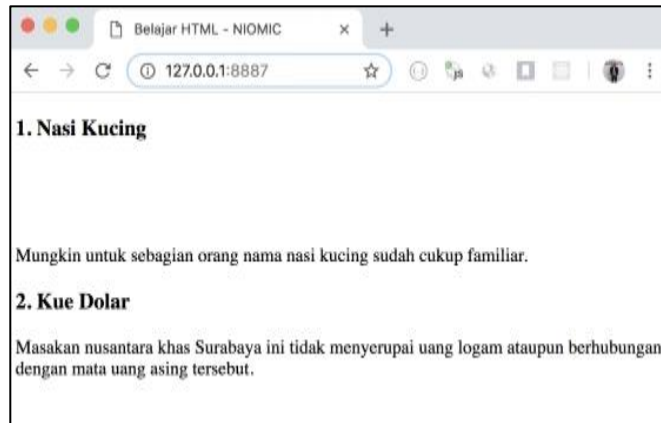
Break Element dan Horizontal Rule

◁ Break Element

Break Element adalah element self closing yang ditulis `
` digunakan untuk membuat baris baru.

```
<!DOCTYPE html>
<html>
<head>
  <meta charset="utf-8">
  <title>Belajar HTML - NIOMIC</title>
</head>
<body>
  <h3>1. Nasi Kucing</h3>
  <br><br><br><br>Mungkin untuk sebagian orang
nama nasi kucing sudah cukup familiar.
<p></p>
  <h3>2. Kue Dolar</h3>
  <p>Masakan nusantara khas Surabaya ini tidak
menyerupai uang logam ataupun berhubungan dengan
mata uang asing tersebut. </p>
</body>
</html>
```

Ada 4 Break Element yang ditulis, dan ketika dijalankan akan menghasilkan baris baru sebanyak 4x sehingga menampilkan seperti ini :



Gambar 22

< Horizontal Rule

Horizontal Rule adalah element self closing yang ditulis `<hr>` digunakan untuk membuat garis datar

```
<!DOCTYPE html>
<html>
<head>
  <meta charset="utf-8">
  <title>Belajar HTML -
NIOMIC</title>
</head>
<body>
  <h3>1. Nasi Kucing</h3>
  <hr>
  <p>Mungkin untuk sebagian orang
nama nasi kucing sudah cukup
familiar.</p>
</body>
</html>
```

< Element Paragraph

Element paragraph yang ditulis `<p></p>` digunakan untuk membuat paragraf pada sebuah halaman website. Dan element paragraph ini sangat sering digunakan.

Contoh penulisan :

```
<!DOCTYPE html>
<html>
<head>
  <meta charset="utf-8">
```

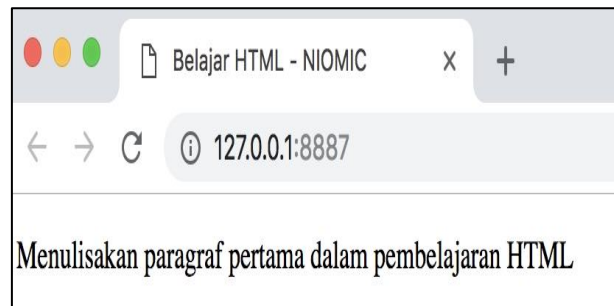
```

<title>Belajar HTML - NIOMIC</title>
</head>
<body>
  <p>Menuliskan paragraf pertama dalam pembelajaran HTML</p>

</body>
</html>

```

Dan ketika dijalankan akan menampilkan :



Gambar 23

< Atribut Align

Atribut ini digunakan untuk mengatur format dari paragraf tersebut, dengan value : **left**, **right**, **center**, atau **justify**

Contoh code :

```

!DOCTYPE html>
<html>
<head>
  <meta charset="utf-8">
  <title>Belajar HTML - NIOMIC</title>
</head>
<body>
  <p align="right">Lorem ipsum dolor sit amet, consectetur adipisicing elit, sed do
  eiusmod tempor incididunt ut labore et dolore magna aliqua. Ut enim ad minim veniam,
  quis nostrud exercitation ullamco laboris nisi ut aliquip ex ea commodo consequat. Duis
  aute irure dolor in reprehenderit in voluptate velit esse cillum dolore eu fugiat nulla
  pariatur. Excepteur sint occaecat cupidatat non proident, sunt in culpa qui officia deserunt
  mollit anim id est laborum.</p>
  <p align="center">Lorem ipsum dolor sit amet, consectetur adipisicing elit, sed do
  eiusmod tempor incididunt ut labore et dolore magna aliqua. Ut enim ad minim veniam,
  quis nostrud exercitation ullamco laboris nisi ut aliquip ex ea commodo consequat. Duis
  aute irure dolor in reprehenderit in voluptate velit esse cillum dolore eu fugiat nulla

```

```

pariatur. Excepteur sint occaecat cupidatat non proident, sunt in culpa qui officia deserunt
mollit anim id est laborum.</p>
  <p align="left">Lorem ipsum dolor sit amet, consectetur adipisicing elit, sed do eiusmod
tempor incididunt ut labore et dolore magna aliqua. Ut enim ad minim veniam, quis
nostrud exercitation ullamco laboris nisi ut aliquip ex ea commodo consequat. Duis aute
irure dolor in reprehenderit in voluptate velit esse cillum dolore eu fugiat nulla pariatur.
Excepteur sint occaecat cupidatat non proident, sunt in culpa qui officia deserunt mollit
anim id est laborum.</p>
  <p align="justify">Lorem ipsum dolor sit amet, consectetur adipisicing elit, sed do
eiusmod tempor incididunt ut labore et dolore magna aliqua. Ut enim ad minim veniam,
quis nostrud exercitation ullamco laboris nisi ut aliquip ex ea commodo consequat. Duis
aute irure dolor in reprehenderit in voluptate velit esse cillum dolore eu fugiat nulla
pariatur. Excepteur sint occaecat cupidatat non proident, sunt in culpa qui officia deserunt
mollit anim id est laborum.</p>
</body>
</html>

```

Ketika dijalankan akan menampilkan :

Span Element

Element Span merupakan element inline (elemen yang tidak membentuk garis baru) yang digunakan untuk mengelompokkan beberapa element yang dimaksudkan untuk memudahkan dalam pemberian style (dengan CSS).

```

<span>jalan 1</span>
<span>jalan 2</span>
<hr>
<p>jalan 1</p>
<p>jalan 2</p>

```

CSS

Pengertian dan Fungsi

1. Pengertian dan Fungsi CSS

CSS adalah singkatan dari Cascading Style Sheet. CSS digunakan untuk mengubah tampilan (style) dari halaman web. Seperti yang kita ketahui, halaman web modern terdiri dari 3 komponen dasar: HTML [5] untuk membuat struktur, CSS untuk tampilan, dan JavaScript untuk interaksi. CSS berfungsi untuk mengatur tampilan (style) dari sebuah dokumen. Khusus dalam tutorial ini dokumen yang dimaksud adalah HTML. Dengan menggunakan CSS kita bisa mengatur (hampir) seluruh tampilan dari HTML, seperti warna teks, gambar background, besar font, posisi judul, tampilan layout, dll. Ditambah lagi CSS membawa banyak fitur lanjutan seperti color gradient, transitions, dan animations.

2. Contoh Penerapan CSS

Tak kenal maka tak paham, mari kita perhatikan cara penerapan CSS pada sebuah file HTML pada kode program dibawah ini :

```
<!DOCTYPE html>
<html>
<head>
<meta charset="UTF-8">
<title>Contoh Penerapan CSS</title>
</head>
<body>
<h1>Sedang Belajar CSS</h1>
<p>Mohon jangan diganggu, lagi serius implementasi CSS.</p>
<h2>Belajar Web Design Bersama Niomic</h2>
<p>CSS adalah dunianya web design.
Jika anda ingin mempelajari cara mendesain web,
CSS mutlak harus dikuasai.</p>
</body>
```

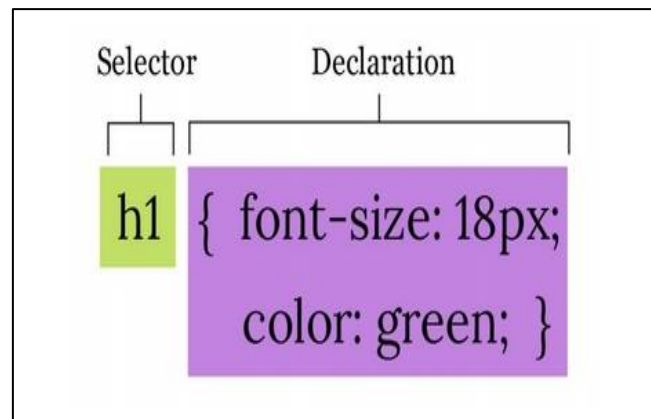
```
<style>
body{
background-color:#F7F7F7;
}
h1,h2{
color:green;
}
p{
font-family: Verdana, Arial, Helvetica, sans-serif;
font-size: 18px;
}
</style>
</html>
```

Tak kenal maka tak paham, mari kita perhatikan cara penerapan CSS pada sebuah file HTML pada kode program dibawah ini :

```
<!DOCTYPE html>
<html>
<head>
<meta charset="UTF-8">
<title>Contoh Penerapan CSS</title>
</head>
<body>
<h1>Sedang Belajar CSS</h1>
<p>Mohon jangan diganggu, lagi serius implementasi CSS.</p>
<h2>Belajar Web Design Bersama Niomic</h2>
<p>CSS adalah dunianya web design.
Jika anda ingin mempelajari cara mendesain web,
CSS mutlak harus dikuasai.</p>
</body>
<style>
body{
background-color:#F7F7F7;
}
h1,h2{
color:green;
}
p{
font-family: Verdana, Arial, Helvetica, sans-serif;
font-size: 18px;
}
</style>
</html>
```

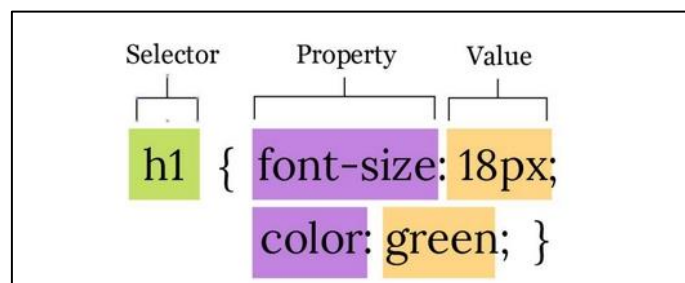

3. Selector, Declaration Property dan Value CSS

Fungsi Selector digunakan untuk mencari bagian mana dari HTML yang ingin disisipi kode CSS. CSS menyediakan beragam jenis Selector, mulai dari yang sederhana seperti element Selector, hingga yang cukup rumit seperti pseudo Selector. **Declaration** adalah bagian yang berada di antara tanda kurung kurawal. Untuk lebih jelasnya dapat dilihat pada gambar dibawah ini :



Gambar 24

Property adalah atribut yang dibutuhkan untuk mengatur jenis style CSS atau bagian apa yang akan diubah dari sebuah tag HTML. Misalnya jenis font, ukuran huruf, warna background, lebar tabel dan hal yang berkaitan dengan komponen HTML lainnya. Agar bisa digunakan property memiliki nilai satuan atau value, **Value** ini sangat bergantung kepada jenis property, misalnya untuk ukuran font bisa menggunakan satuan pixel, point, dll. Tapi untuk property warna (color) kita harus menggunakan value berupa nama warna atau kode RGB. Untuk lebih jelasnya dapat dilihat pada gambar berikut ini :



Gambar 25

1. Cara Penulisan Selector, Declaration, Property dan Value CSS

Sebuah style di dalam CSS diawali dengan penulisan selector, yakni bagian apa dari HTML yang ingin diubah tampilannya. Adapun cara menuliskan selector dengan menuliskan atribut HTML mana yang akan diterapkan dengan CSS, silahkan perhatikan Kode CSS berikut :

```
body{  
background-color:#F7F7F7;  
}
```

Pada Kode CSS diatas untuk memberi warna pada atribut *body* **HTML** kita cukup menuliskan “body” atau nama atributnya. Setelah penulisan selector, kita harus menuliskan deklarasi untuk property dan value dari selector tersebut. penulisan deklarasi dilakukan dengan cara memberi tanda kurung kurawal setelah selector. silahkan perhatikan contoh dibawah ini :

```
p{  
font-family: Verdana, Arial, Helvetica, sans-serif;  
font-size: 18px;  
}
```

Setelah menuliskan selector terdapat tanda kurung kurawal yang menandakan penulisan deklarasi telah dilakukan.

2. Penulisan property.

Dilakukan dengan menuliskan property apa yang akan digunakan didalam tanda kurung kurawal, misalnya kita akan menuliskan properti *background-color* dalam atribut *body* **HTML** maka kita cukup menuliskan “*background-color*” diantara kurung kurawal. Silahkan perhatikan kode CSS berikut ini :

```
body{  
background-color: #F7F7F7;
```

```
}
```

Lalu setelah melakukan penulisan property *background-color* diberikan tanda “:” untuk memisahkan antara property dan value. Setelah tanda “:” akan dituliskan value atau nilai dari property itu sendiri, nilai tersebut tergantung dari jenis property yang digunakan. Dalam contoh tersebut menggunakan property *background-color* maka value yang digunakan berupa kode warna **#F7F7F7**.

3. Antara satu property dengan property lain.

Dipisah dengan tanda titik koma “;”. Khusus untuk penulisan property terakhir, tanda titik koma “;” boleh tidak ditulis, tapi sangat disarankan untuk tetap menambahkannya.

4. Case Sensitivity.

Adalah istilah yang membahas apakah sebuah bahasa pemrograman membedakan penulisan huruf kecil dan huruf besar. Secara umum, CSS bersifat case-insensitive, yang berarti tidak membedakan huruf besar dan huruf kecil. Kedua kode berikut akan dianggap sama:

```
p {  
  font-size: 18px;  
}  
  
p {  
  foNT-SiZE: 18PX;  
}
```

5. White Space.

Istilah yang merujuk kepada karakter ‘spasi’ yang tidak tampil di layar, contohnya seperti karakter spasi, tab, dan karakter enter (dikenal juga dengan karakter carriage returns). Untuk penulisan declaration (property dan value), whitespace akan diabaikan. Sehingga kedua kode CSS berikut dianggap sama:

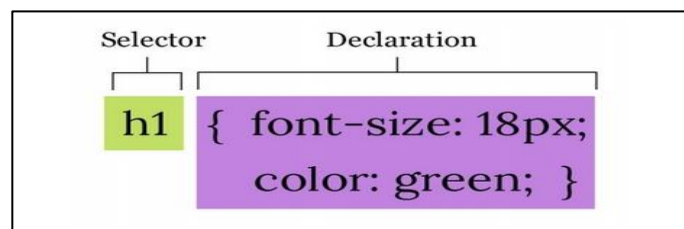
```
p {  
  font-size: 18px;
```

```
color: black;
}
p { font-size:18px; color:black;}
```

Dalam penulisan selector, penambahan sebuah spasi akan memberika perbedaan, perhatikanlah kode program berikut ini :

```
p.pertama {
font-size: 18px;
color: black;
}
p .pertama {
font-size: 18px;
color: black;
}
```

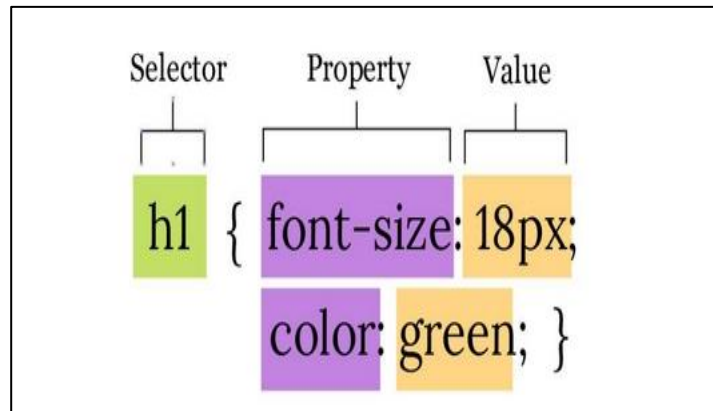
Contoh selector pertama akan mencari seluruh paragraf yang memiliki atribut class=pertama, sedangkan pada contoh kedua, akan mencari seluruh tag HTML yang mimiliki class=pertama dan berada di dalam sebuah paragraf. Lalu penulisan angka dan satuan juga tidak boleh terdapat spasi, pengecualian untuk value yang tidak membutuhkan nilai satuan, seperti nilai 0.



Gambar 26

Property adalah atribut yang dibutuhkan untuk mengatur jenis style **CSS** atau bagian apa yang akan diubah dari sebuah tag **HTML**. Misalnya jenis font, ukuran huruf, warna background, lebar tabel dan hal yang berkaitan dengan komponen **HTML** lainnya. Agar bisa digunakan property memiliki nilai satuan atau value, **Value** ini sangat bergantung kepada jenis property, misalnya untuk ukuran font bisa menggunakan satuan pixel, point, dll. Tapi

untuk property warna (color) kita harus menggunakan value berupa nama warna atau kode RGB. Untuk lebih jelasnya dapat dilihat pada gambar berikut ini :



Gambar 27

6. Cara Penulisan Selector, Declaration, Property dan Value CSS

Sebuah style di dalam CSS diawali dengan penulisan selector, yakni bagian pa dari HTML yang ingin diubah tampilannya. Adapun cara menuliskan selector dengan menuliskan atribut HTML mana yang akan diterapkan dengan CSS, silahkan perhatian Kode CSS berikut:

```
body{
background-color:#F7F7F7;
}
```

Pada Kode CSS diatas untuk memberi warna pada atribut *body* **HTML** kita cukup menuliskan “body” atau nama atributnya.

Setelah penulisan selector, kita harus menuliskan deklarasi untuk property dan value dari selector tersebut. penulisan deklarasi dilakukan dengan cara memberi tanda kurung kurawal setelah selector. silahkan perhatikan contoh dibawah ini :

```
p{
font-family: Verdana, Arial, Helvetica, sans-
serif;
font-size: 18px;
}
```

Setelah menuliskan selector terdapat tanda kurung kurawal yang menandakan penulisan deklarasi telah dilakukan.

Penulisan property dilakukan dengan menuliskan property apa yang akan digunakan didalam tanda kurung kurawal, misalnya kita akan menuliskan properti `background-color` dalam atribut `body` **HTML** maka kita cukup menuliskan “`background-color`” diantara kurung kurawal. Silahkan perhatikan kode CSS berikut ini :

```
body{
background-color: #F7F7F7;
}
```

Lalu setelah melakukan penulisan property `background-color` diberikan tanda “:” untuk memisahkan antara property dan value. Setelah tanda “:” akan dituliskan value atau nilai dari property itu sendiri, nilai tersebut tergantung dari jenis property yang digunakan. Dalam contoh tersebut menggunakan property `background-color` maka value yang digunakan berupa kode warna **#F7F7F7**.

Antara satu property dengan property lain dipisah dengan tanda titik koma “ ; ”. Khusus untuk penulisan property terakhir, tanda titik koma “ ; ” boleh tidak ditulis, tapi sangat disarankan untuk tetap menambahkannya.

Penulisan komentar atau comment adalah bagian dari kode yang tidak diproses ketika program berjalan (akan diabaikan). Sesuai dengan namanya, komentar digunakan untuk membuat catatan tentang kode tersebut. CSS hanya mendukung 1 cara penulisan komentar, yakni diawali karakter ‘ `/*` ‘ dan diakhiri dengan karakter ‘ `*/` ‘.

```
/* Ini adalah style untuk paragraf */
p {
font-size: 18px; /* Set ukuran font sebesar 18 pixel */
color: black; /* Membuat teks berwarna hitam */
}
```

Karena tidak akan diproses, komentar biasa digunakan untuk ‘mematikan’ beberapa kode CSS. Teknik ini sangat berguna ketika proses debugging (mencari kesalahan kode program), atau kita ingin mencoba-coba kombinasistyle baru, tapi tidak ingin menghapus kode lama.

```
/* dimatikan sementara
p {
font-size: 18px;
color: black;
} */
p {
font-size: 16px;
color: green;
}
```

7. Inline CSS

Metode Inline Style CSS merupakan cara memasukan CSS ke HTML yang cukup Praktis, Inline Style CSS digunakan dengan cara menempatkan kode CSS pada atribut Style HTML. Silahkan Perhatikan Contoh berikut ini :

```
<p style="color: red">
Mohon jangan diganggu, lagi serius belajar CSS.
</p>
```

Atribut style pada tag <p> diatas berfungsi sebagai pembuka kode CSS. Isi dari atribut ini adalah property CSS beserta value-nya. Dalam contoh diatas “color: red” akan membuat teks berwarna merah.

8. Internal CSS

Internal CSS adalah kode CSS yang ditulis di dalam tag <style>. Internal CSS juga dikenal dengan sebutan *Embedded CSS*. Tag <style> biasanya ditulis di dalam tag <head>. Bisa juga ditulis di dalam <body>, namun lebih banyak ditulis di dalam <head>. Untuk menggunakannya, seluruh kode CSS ditulis ke dalam dalam tag <style> pada bagian <head> kode HTML.

```

<!DOCTYPE html>
<html>
<head>
<meta charset="UTF-8">
<title>Belajar CSS</title>
<style>
p {
font-size: 18px;
color: green;
}
</style>
</head>
<body>
<h1>Belajar CSS</h1>
<p>
Mohon jangan diganggu, lagi serius belajar CSS.
</p>
</body>
</html>

```

9. External CSS

Cara penggunaan CSS yang paling disarankan dan paling fleksibel adalah dengan metode external style CSS. Dengan metode ini, seluruh kode CSS ditempatkan pada file terpisah. Setiap halaman HTML yang membutuhkan style CSS tinggal memanggilnya menggunakan tag `<link>` atau perintah `@import`.

1. External style CSS dengan `<link>` element

Tag `<link>` digunakan untuk menghubungkan halaman HTML saat ini dengan file external, dimana salah satunya adalah CSS. Atribut `href` berfungsi sebagai alamat dari file CSS yang akan diinput. Karena file `style.css` berada di dalam folder yang sama, maka saya tinggal menuliskannya sebagai `href="style.css"`. Untuk lebih jelasnya silahkan tuliskan kode css berikut dan simpan dengan nama `style.css`


```
h1 {  
  color: red;  
}  
  
p {  
  font-size: 18px;  
  color: silver;  
}
```

Untuk dapat menjalankan kode CSS di atas, tambahkan tag berikut di bagian <head> HTML:

```
<link href="style.css" rel="stylesheet">
```

Sehingga jika digabungkan dengan file HTML akan menjadi seperti berikut ini :

```
<!DOCTYPE html>  
<html>  
  <head>  
    <meta charset="UTF-8">  
    <title>Belajar CSS</title>  
    <link href="style.css" rel="stylesheet">  
  </head>  
  <body>  
    <h1>Belajar CSS</h1>  
    <p>  
    Mohon jangan diganggu, lagi serius belajar  
    CSS.  
    </p>  
  </body>  
</html>
```

2. External style CSS dengan @import

Cara input file CSS external kedua adalah menggunakan perintah @import (dibaca: at import). Untuk menggunakannya, perintah @import ditulis di dalam tag <style> seperti internal style CSS.

```
<!DOCTYPE html>
<html>
<head>
<meta charset="UTF-8">
<title>Belajar CSS</title>
<style>
@import url("style.css");
</style>
</head>
<body>
<h1>Belajar CSS</h1>
<p>
Mohon jangan diganggu, lagi serius belajar
CSS.
</p>
</body>
</html>
```

10. CSS Media Type

Dengan media type, kita bisa mengatur di media atau perangkat manakah style CSS tersebut akan berjalan. CSS mendukung berbagai jenis media, seperti 'screen' untuk jenis perangkat yang menggunakan layar (screen), atau 'print' untuk perangkat mesin cetak (print). perhatikan kode berikut ini :

```
<link href="style.css" rel="stylesheet" media="screen">
```

Tag <link> diatas menginstruksikan kepada perangkat yang mengakses halaman web (apapun itu) bahwa kode CSS “style.css” hanya diperuntukkan pada media screen. silahkan perhatikan lagi kode berikut ini :

```
<link href="style.css" rel="stylesheet"
media="print">
```

Kali ini, file CSS: “Stylesheet.css” akan digunakan ketika halaman web tersebut di print. untuk lebih jelasnya mari kita praktikan kedalam kode HTML. silahkan tuliskan kode HTML dan CSS berikut ini :

Kode Stylesheet.css :

```
h1 {
color: red;
}
p {
font-size: 18px;
color: silver;
}
h1 {
color: green;
}
p {
font-size: 18px;
color: blue;
}
```

Kode HTML :

```
<!DOCTYPE html>
<html>
<head>
<meta charset="UTF-8">
```

```

<title>Belajar CSS</title>
<link href="style.css" rel="stylesheet"
media="screen">
<link href="print.css" rel="stylesheet"
media="print">
</head>
<body>
<h1>Belajar CSS</h1>
<p>
Mohon jangan diganggu, lagi serius belajar CSS.
</p>
</body>
</html>

```

11. Universal Selector

Universal selector adalah jenis selector yang melakukan seleksi kepada semua tag **HTML** yang ada, hanya ada 1 di dalam CSS, yaitu tanda bintang “*” yang berarti melakukan seleksi secara keseluruhan. Perhatikan kode CSS berikut :

```

* {
color: blue;
background-color: white;
}

```

Jika kita sisipkan kedalam file HTML maka kode tersebut akan memberikan warna pada semua tag HTML yang ada, untuk lebih jelasnya silahkan tuliskan kode dibawah ini dan beri nama index.html :

```

<!DOCTYPE html>
<html lang="en" dir="ltr">

```

```
<head>
<style media="screen">
  * {
    color: blue;
    background-color: white;
  }
</style>
<meta charset="utf-8">
<title>Belajar CSS Bersama Niomic</title>
</head>
```

```
<body>
<h1>Why do we use it?</h1>
<p>
```

It is a long established fact that a reader will be distracted by the readable content of a page when looking at its layout. The point of using Lorem Ipsum is that it has a more-or-less normal distribution of letters, as opposed to using 'Content

here, content here', making it look like readable English. Many desktop publishing packages and web page editors now use Lorem Ipsum as their default model text, and a search for 'lorem ipsum' will uncover many web sites still in their infancy.

Various versions have evolved over the years, sometimes by accident, sometimes on purpose (injected humour and the like).

```
</p>
```

```
<h2>Where does it come from?</h2>
```

```
<p>
```

Contrary to popular belief, Lorem Ipsum is not simply random text. It has roots in a piece of classical Latin literature from 45 BC, making it over 2000 years old. Richard McClintock, a Latin professor at Hampden-Sydney College in Virginia,

looked up one of the more obscure Latin words, consectetur, from a Lorem Ipsum passage, and going through the cites of the word in classical literature, discovered the undoubtable source. Lorem Ipsum comes from sections 1.10.32 and 1.10.33 of "de Finibus Bonorum et Malorum" (The Extremes of Good and Evil) by Cicero,

written in 45 BC. This book is a treatise on the theory of ethics, very popular during the Renaissance. The first line of Lorem Ipsum, "Lorem ipsum dolor sit amet..", comes from a line in section 1.10.32.

</p>

<p>

The standard chunk of Lorem Ipsum used since the 1500s is reproduced below for those interested. Sections 1.10.32 and 1.10.33 from "de Finibus Bonorum et Malorum" by Cicero are also reproduced in their exact original form, accompanied by English

versions from the 1914 translation by H. Rackham.

</p>

</body>

</html>

Jika kita jalankan maka akan menghasilkan tampilan website seperti gambar dibawah ini

:



Gambar 28

pada gambar diatas, seluruh tag **HTML** akan berwarna biru dikarenakan **Selector** yang digunakan adalah **Universal Selector**. Yang mana akan menerapkan kode **CSS** pada semua tag **HTML**.

Element Selector

Element selector atau disebut juga dengan tag selector atau type selector adalah istilah untuk selector yang nilainya merupakan tag **HTML** itu sendiri. Setiap tag **HTML** bisa digunakan sebagai selector, dan seluruh tag tersebut akan *ditangkap* oleh selector ini. Penulisannya juga sama dengan tag **HTML** biasa, tapi tanpa tanda kurung siku. Perhatikan kode berikut ini :

```
h1 {
  text-decoration: underline;
}

p {
  font-size: 14px;
}
```

pada **CSS** tersebut akan membuat semua tag **<h1>** bergaris bawah, dan seluruh tag **<p>** akan berukuran 14pixel. Efek dari element type selector adalah dari awal tag, sampai akhir tag. Jika didalam tag **<p>** terdapat tag **<i>**, maka tag tersebut juga akan berukuran 14 pixel, sampai ditemui tag penutup **</p>**. Untuk lebih jelasnya mari kita praktikan pada sebuah file **HTML**. silahkan teman-teman buka text editor atom dan buatlah sebuah file **HTML** baru dalam folder **CSS**. lalu tuliskanlah kode program berikut ini:

```
<!DOCTYPE html>
<html lang="en" dir="ltr">
<head>
<style media="screen">
  h1 {
    text-decoration: underline;
  }

  p {
    font-size: 14px;
  }
</style>
<meta charset="utf-8">
```

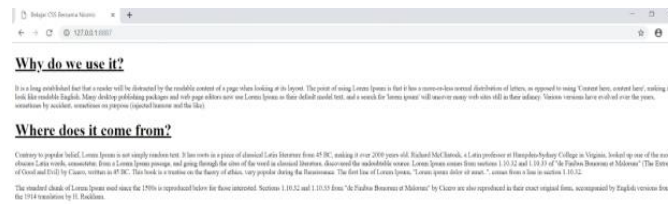
```

<title>Belajar CSS Bersama Niomic</title>
</head>

<body>
<h1>Why do we use it?</h1>
<p>
    It is a long established fact that a reader will be distracted by the readable content of a page when
    looking at its layout. The point of using Lorem Ipsum is that it has a more-or-less normal distribution of
    letters, as opposed to using 'Content
    here, content here', making it look like readable English. Many desktop publishing packages and web
    page editors now use Lorem Ipsum as their default model text, and a search for 'lorem ipsum' will uncover
    many web sites still in their infancy.
    Various versions have evolved over the years, sometimes by accident, sometimes on purpose (injected
    humour and the like).
</p>
<h1>Where does it come from?</h1>
<p>
    Contrary to popular belief, Lorem Ipsum is not simply random text. It has roots in a piece of classical
    Latin literature from 45 BC, making it over 2000 years old. Richard McClintock, a Latin professor at
    Hampden-Sydney College in Virginia,
    looked up one of the more obscure Latin words, consectetur, from a Lorem Ipsum passage, and going
    through the cites of the word in classical literature, discovered the undoubtable source. Lorem Ipsum
    comes from sections 1.10.32 and 1.10.33 of "de
    Finibus Bonorum et Malorum" (The Extremes of Good and Evil) by Cicero, written in 45 BC. This
    book is a treatise on the theory of ethics, very popular during the Renaissance. The first line of Lorem
    Ipsum, "Lorem ipsum dolor sit amet..", comes
    from a line in section 1.10.32.
</p>
<p>
    The standard chunk of Lorem Ipsum used since the 1500s is reproduced below for those interested.
    Sections 1.10.32 and 1.10.33 from "de Finibus Bonorum et Malorum" by Cicero are also reproduced in
    their exact original form, accompanied by English
    versions from the 1914 translation by H. Rackham.
</p>
</body>
</html>

```


Pada kode program diatas, tag h1 akan memiliki garis bawah dan tag p akan memiliki ukuran huruf 14px. Yang mana jika kita jalankan akan memiliki tampilan seperti gambar berikut :



Gambar 29

12. Class Selector

Class Selector merupakan salah satu selector yang paling umum dan paling sering digunakan. *Class Selector* akan ‘mencari’ seluruh tag yang memiliki atribut *class* dengan *nilai* yang sesuai. Untuk menulis class selector diawali dengan tanda “.” kemudian diikuti dengan nama class. Dalam menulis class selector memiliki aturan penulisan, adapun aturan penulisan class selector yaitu :

1. Nama Class hanya bisa ditulis dengan letters (abjad [A-Z, a-z]), numbers (angka), hyphens (tanda penghubung), dan underscores (tanda garis bawah).
2. Setelah “.” nama class harus diawali dengan letters (huruf alphabet) pada awal karakter. contoh: “.wali9” adalah benar, tetapi, “.9wali” adalah salah.
3. Nama Class adalah *case-sensitive*. Artinya perbedaan huruf besar dengan huruf kecil akan berpengaruh. contoh: “.content” berbeda dengan “.Content” karena perbedaan huruf besar C pada awal karakter.

Class Selector biasanya digunakan untuk memberikan style pada element berdasarkan group tertentu. Satu nama class bisa disisipkan pada beberapa element agar memiliki style yang sama. Untuk lebih jelasnya kita bisa lihat pada contoh penerapan class selector berikut ini :

```
<!DOCTYPE html>
<html lang="en" dir="ltr">

<head>
<style media="screen">
.paragraf_pertama {
```

```

    color: orange;
  }

.judul {
  font-size: 30px;
  text-decoration: underline;
}

.penting {
  color: red;
  font-size: 1em;
}
</style>
<meta charset="utf-8">
<title>Belajar CSS Bersama Niomic</title>
</head>

<body>
<h1 class="judul">Why do we use it?</h1>
<p class="paragraf_pertama">
  It is a long established fact that a reader will be distracted by the readable content of a page when looking
  at its layout. The point of using Lorem Ipsum is that it has a more-or-less normal distribution of letters, as
  opposed to using 'Content
  here, content here', making it look like readable English. Many desktop publishing packages and web page
  editors now use Lorem Ipsum as their default model text, and a search for 'lorem ipsum' will uncover many web
  sites still in their infancy.
  Various versions have evolved over the years, sometimes by accident, sometimes on purpose (injected
  humour and the like).
</p>
<h1>Where does it come from?</h1>
<p>
  Contrary to popular belief, Lorem Ipsum is not simply random text. It has roots in a piece of classical Latin
  literature from 45 BC, making it over 2000 years old. Richard McClintock, a Latin professor at Hampden-
  Sydney College in Virginia,
  looked up one of the more obscure Latin words, consectetur, from a Lorem Ipsum passage, and going
  through the cites of the word in classical literature, discovered the undoubtable source. Lorem Ipsum comes
  from sections 1.10.32 and 1.10.33 of "de
  Finibus Bonorum et Malorum" (The Extremes of Good and Evil) by Cicero, written in 45 BC. This book is
  a treatise on the theory of ethics, very popular during the Renaissance. The first line of Lorem Ipsum, "Lorem
  ipsum dolor sit amet..", comes
  from a line in section 1.10.32.
</p>
<p class="penting">
  The standard chunk of Lorem Ipsum used since the 1500s is reproduced below for those interested.
  Sections 1.10.32 and 1.10.33 from "de Finibus Bonorum et Malorum" by Cicero are also reproduced in their
  exact original form, accompanied by English
  versions from the 1914 translation by H. Rackham.
</p>
</body>
</html>

```

Pada kode program diatas terdapat class selector dengan nama “paragraf_pertama”, “judul”, dan “penting”. Pada class paragraf_pertama akan memberikan warna orange pada tag

HTML yang menggunakan class selector tersebut. Lalu pada class judul akan memberikan ukuran huruf sebesar 30px dan garis bawah pada huruf tersebut. Dan yang terakhir pada class penting akan memberikan warna merah dengan ukuran huruf 1em. Yang mana jika kita jalankan pada web browser akan memiliki tampilan seperti gambar berikut ini :



Gambar 30

13. ID Selector

ID Selector bersama-sama dengan **class selector** merupakan **selector** paling umum dan juga sering dipakai (walau tidak sesering *class selector*). Penggunaan *ID selector* hampir sama dengan class selector, perbedaannya terletak pada penggunaan “#” sebagai penanda tag HTML mana yang akan diterapkan kode CSS . Untuk lebih jelasnya tuliskan kode program berikut ini :

```

!DOCTYPE html>
<html lang="en" dir="ltr">

<head>
<style media="screen">
  #paragraf_pertama {
    color: orange;
  }

  #judul {
    color: blue;
    font-size: 30px;
    text-decoration: underline;
  }

  #penting {
    color: red;
    font-size: 1em;
  }
</style>
<meta charset="utf-8">
<title>Belajar CSS Bersama Niomic</title>
</head>

```

```

<body>
<h1 id="judul">Why do we use it?</h1>
<p id="paragraf_pertama">
  It is a long established fact that a reader will be distracted by the readable content of a page when looking
  at its layout. The point of using Lorem Ipsum is that it has a more-or-less normal distribution of letters, as
  opposed to using 'Content
  here, content here', making it look like readable English. Many desktop publishing packages and web
  page editors now use Lorem Ipsum as their default model text, and a search for 'lorem ipsum' will uncover
  many web sites still in their infancy.
  Various versions have evolved over the years, sometimes by accident, sometimes on purpose (injected
  humour and the like).
</p>
<h1>Where does it come from?</h1>
<p>
  Contrary to popular belief, Lorem Ipsum is not simply random text. It has roots in a piece of classical
  Latin literature from 45 BC, making it over 2000 years old. Richard McClintock, a Latin professor at
  Hampden-Sydney College in Virginia,
  looked up one of the more obscure Latin words, consectetur, from a Lorem Ipsum passage, and going
  through the cites of the word in classical literature, discovered the undoubtable source. Lorem Ipsum comes
  from sections 1.10.32 and 1.10.33 of "de
  Finibus Bonorum et Malorum" (The Extremes of Good and Evil) by Cicero, written in 45 BC. This book
  is a treatise on the theory of ethics, very popular during the Renaissance. The first line of Lorem Ipsum,
  "Lorem ipsum dolor sit amet..", comes
  from a line in section 1.10.32.
</p>
<p id="penting">
  The standard chunk of Lorem Ipsum used since the 1500s is reproduced below for those interested.
  Sections 1.10.32 and 1.10.33 from "de Finibus Bonorum et Malorum" by Cicero are also reproduced in their
  exact original form, accompanied by English
  versions from the 1914 translation by H. Rackham.
</p>
</body>
</html>

```

Dari kode diatas jika diterapkan akan memiliki hasil tampilan seperti dibawah ini :



Gambar 31

14. Font External

```

<!DOCTYPE html>
<html lang="en" dir="ltr">
<head>
  <meta charset="utf-8" />
  <link href="style.css" rel="stylesheet" media="screen" />
  <title>Belajar CSS - Niomic</title>
</head>
<body>
  <h1>Why do we use it?</h1>
  <p>
    It is a long established fact that a reader will be distracted by the
    readable content of a page when looking at its layout. The point of using
    Lorem Ipsum is that it has a more-or-less normal distribution of letters,
    as opposed to using 'Content here, content here', making it look like
    readable English. Many desktop publishing packages and web page editors
    now use Lorem Ipsum as their default model text, and a search for 'lorem
    ipsum' will uncover many web sites still in their infancy. Various
    versions have evolved over the years, sometimes by accident, sometimes on
    purpose (injected humour and the like).
  </p>
  <p>
    It is a long established fact that a reader will be distracted by the
    readable content of a page when looking at its layout. The point of using
    Lorem Ipsum is that it has a more-or-less normal distribution of letters,
    as opposed to using 'Content here, content here', making it look like
    readable English. Many desktop publishing packages and web page editors
  
```

now use Lorem Ipsum as their default model text, and a search for 'lorem ipsum' will uncover many web sites still in their infancy. Various versions have evolved over the years, sometimes by accident, sometimes on purpose (injected humour and the like).

</p>

<p>

It is a long established fact that a reader will be distracted by the readable content of a page when looking at its layout. The point of using Lorem Ipsum is that it has a more-or-less normal distribution of letters, as opposed to using 'Content here, content here', making it look like readable English. Many desktop publishing packages and web page editors now use Lorem Ipsum as their default model text, and a search for 'lorem ipsum' will uncover many web sites still in their infancy. Various versions have evolved over the years, sometimes by accident, sometimes on purpose (injected humour and the like).

</p>

</body>

</html>

15. Normal Document Flow

Normal Document Flow adalah istilah 'keren' untuk menyebutkan bagaimana element HTML diproses dan ditampilkan oleh web browser secara normal tanpa campur tangan CSS. Atau bisa juga dipahami sebagai default style web browser. Sebagaimana yang kita lihat, web browser memproses setiap element berdasarkan urutannya, mulai dari atas ke bawah dan saling bertumpuk mulai dari element pertama, kedua, hingga element paling akhir. Silahkan perhatikan gambar berikut ini :




Gambar 32

Pada gambar diatas element HTML akan ditampilkan secara berurutan, element akan menempati halaman yang kosong sehingga sampai tidak ada ruang lagi dihalaman HTML barulah element akan ditampilkan pada baris baru halaman HTML. Lalu silahkan perhatikan halaman HTML berikut ini :



Gambar 33

Lalu pada gambar diatas ketika halaman web browser dkecilkan maka akan ikut menyesuaikan juga tataletak dari element HTML yang ada. Dengan memanfaatkan Normal Document Flow kita bisa membuat design web sederhana. Silahkan perhatikan halaman web yang telah saya tambahkan kode CSS.



Gambar 34

16. Property Position

a. Static Positioning

Nilai static positioning merupakan nilai bawaan (default), nilai ini akan mengikuti konsep normal document flow yang mana akan menulis secara berurutan pada halaman HTML. Tanpa ditulispun secara tidak langsung kita telah menggunakan nilai Static Positioning ini. Adapun untuk cara penulisannya yaitu :

```
position: static;
```

Jika kita terapkan pada halaman HTML hasilnya akan seperti berikut ini :



Gambar 35

Pada gambar tersebut terdapat 3 buah kotak, kotak pertama dibuat posisi static lalu kotak ke dua dan ketiga tidak diberi property posisi. Maka hasil yang didapat kotak akan ditampilkan secara berurutan sesuai dengan konsep Normal Document Flow. Agar lebih jelas silahkan tuliskan kode program dibawah ini :

```
HTML :
<!DOCTYPE html>
<html lang="en" dir="ltr">
<head>
  <meta charset="utf-8" />
  <link rel="stylesheet" href="Style.css" />
  <title>Belajar CSS - Niomic</title>
</head>
<body>
  <div class="container">
    <div class="satu">Kotak 1</div>
    <div class="dua">Kotak 2</div>
    <div class="tiga">Kotak 3</div>
  </div>
</body>
```



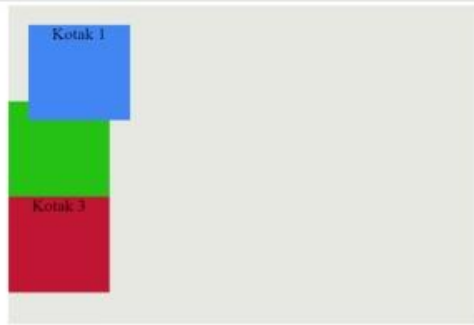
```
</html>
```

CSS :

```
.container {  
width: 700px;  
height: 500px;  
background-color: rgb(231, 232, 226);  
margin: 0 auto;  
}  
.satu {  
background-color: #4286f4;  
left: 0px;  
top: 0px;  
position: static;  
}  
.dua {  
background-color: #26c115;  
}  
.tiga {  
background-color: #c11534;  
}  
  
.satu,  
.dua,  
.tiga {  
width: 150px;  
height: 150px;  
font-size: 25px;  
text-align: center;  
}
```

b. Relative Positioning

Penggunaan Relative Positioning lebih luwes dan fleksibel, karna kita bisa mengatur posisi menggunakan property **top**, **left**, **bottom**, atau **right**. Silahkan perhatikan gambar berikut :



Gambar 36

Pada gambar tersebut kita mengatur left dan top sehingga posisi akan menyesuaikan tanpa mempertimbangkan konsep Normal Document FLOW. Agar lebih jelas silahkan langsung ketikkan kode berikut ini :

HTML :

```
<!DOCTYPE html>
<html lang="en" dir="ltr">
  <head>
    <meta charset="utf-8" />
    <link rel="stylesheet" href="Style.css" />
    <title>Belajar CSS - Niomic</title>
  </head>
  <body>
    <div class="container">
      <div class="satu">Kotak 1</div>
      <div class="dua">Kotak 2</div>
      <div class="tiga">Kotak 3</div>
    </div>
  </body>
</html>
```

CSS :

```
.container {
  width: 700px;
  height: 500px;
  background-color: rgb(231, 232, 226);
  margin: 0 auto;
}
.satu {
  background-color: #4286f4;
  left: 80px;
```

```

top: 30px;
position: relative;
}
.dua {
background-color: #26c115;
}
.tiga {
background-color: #c11534;
}

.satu,
.dua,
.tiga {
width: 150px;
height: 150px;
font-size: 25px;
text-align: center;
}

```

c. Absolute Positioning

Absolute Positioning adalah penempatan posisi objek yang mengacu kepada web browser, sehingga akan keluar dari konsep Normal Document Flow. Agar lebih jelas silahkan perhatikan gambar berikut ini :



Gambar 37

Pada gambar tersebut objek kotak satu akan keluar dari layout dan mengikuti acuan dari web browser, jika kita atur **top**, **bottom**, **left** atau **right**. maka posisi akan berpindah sesuai dengan acuan **top**, **bottom**, **left** atau **right** dari web browser. Agar lebih jelas silahkan ketikkan kode program berikut :

HTML :

```
<!DOCTYPE html>
<html lang="en" dir="ltr">
  <head>
    <meta charset="utf-8" />
    <link rel="stylesheet" href="Style.css" />
    <title>Belajar CSS - Niomic</title>
  </head>
  <body>
    <div class="container">
      <div class="satu">Kotak 1</div>
      <div class="dua">Kotak 2</div>
      <div class="tiga">Kotak 3</div>
    </div>
  </body>
</html>
```

CSS :

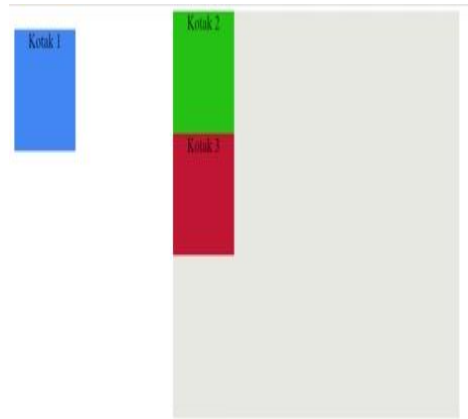
```
.container {
  width: 700px;
  height: 500px;
  background-color: rgb(231, 232, 226);
  margin: 0 auto;
}
.satu {
  background-color: #4286f4;
  left: 80px;
  top: 30px;
  position: absolute;
}
.dua {
  background-color: #26c115;
}
.tiga {
  background-color: #c11534;
}

.satu,
.dua,
.tiga {
  width: 150px;
  height: 150px;
  font-size: 25px;
  text-align: center;
```

```
}
```

d. Fixed Positioning

Fixed Positioning adalah penempatan posisi secara tetap mengikuti viewportnya yaitu tampilan jendela web browser yang sedang dilihat. Agar lebih jelas silahkan perhatikan gambar berikut ini :



Gambar 38

Pada gambar tersebut kotak 1 akan mengikuti viewportnya yaitu jendela web browser, walaupun kita kecilkan akan tetap sama posisinya tidak akan bergerak atau bergeser kemanapun. Agar lebih jelas silahkan tuliskan kode program berikut ini :

HTML :

```
<!DOCTYPE html>
<html lang="en" dir="ltr">
  <head>
    <meta charset="utf-8" />
    <link rel="stylesheet" href="Style.css" />
    <title>Belajar CSS - Niomic</title>
  </head>
  <body>
    <div class="container">
      <div class="satu">Kotak 1</div>
      <div class="dua">Kotak 2</div>
      <div class="tiga">Kotak 3</div>
    </div>
  </body>
</html>
```

CSS :

```
.container {
width: 700px;
height: 500px;
background-color: rgb(231, 232, 226);
margin: 0 auto;
}
.satu {
background-color: #4286f4;
left: 30px;
top: 30px;
position: fixed;
}
.dua {
background-color: #26c115;
}
.tiga {
background-color: #c11534;
}

.satu,
.dua,
.tiga {
width: 150px;
height: 150px;
font-size: 25px;
text-align: center;
}
```

```
<!DOCTYPE html>
<html lang="en" dir="ltr">
<head>
  <meta charset="utf-8" />
  <link rel="stylesheet" href="Style.css" />
  <title>Belajar CSS - Niomic</title>
</head>
<body>
  <div class="container">
    <div class="satu">Kotak 1</div>
    <div class="dua">Kotak 2</div>
    <div class="tiga">Kotak 3</div>
  </div>
</body>
</html>
```

Property Column-Count

```
.container {
width: 700px;
height: 500px;
background-color: rgb (231, 232, 226);

margin: 0 auto;
position: relative;
}
.satu,
.dua,
.tiga {
width: 150px;
height: 150px;
font-size: 25px;
line-height: 150px;
text-align: center;
color: white;
}
.satu {
background-color: #ff1a00;
position: absolute;
left: 10px;
top: 10px;
}
.dua {
background-color: #008c00;
position: absolute;
left: 50px;
top: 50px;
}
.tiga {
background-color: #4096ee;
position: absolute;
left: 100px;
top: 100px;
}
```

```

<!DOCTYPE html>
<html lang="en" dir="ltr">
<head>
  <meta charset="utf-8" />
  <link rel="stylesheet" href="Style.css" />
  <title>Belajar CSS - Niomic</title>
</head>
<body>
  <p class="content">
    It is a long established fact that a reader will be distracted by the
    readable content of a page when looking at its layout. The point of using
    Lorem Ipsum is that it has a more-or-less normal distribution of letters,
    as opposed to using 'Content here, content here', making it look like
    readable English. Many desktop publishing packages and web page editors
    now use Lorem Ipsum as their default model text, and a search for 'lorem
    ipsum' will uncover many web sites still in their infancy. Various
    versions have evolved over the years, sometimes by accident, sometimes on
    purpose (injected humour and the like).It is a long established fact that
    a reader will be distracted by the readable content of a page when looking
    at its layout. The point of using Lorem Ipsum is that it has a
    more-or-less normal distribution of letters, as opposed to using 'Content
    here, content here', making it look like readable English. Many desktop
    publishing packages and web page editors now use Lorem Ipsum as their
    default model text, and a search for 'lorem ipsum' will uncover many web
    sites still in their infancy. Various versions have evolved over the
    years, sometimes by accident, sometimes on purpose (injected humour and
    the like).It is a long established fact that a reader will be distracted
    by the readable content of a page when looking at its layout. The point of
    using Lorem Ipsum is that it has a more-or-less normal distribution of
    letters, as opposed to using 'Content here, content here', making it look
    like readable English. Many desktop publishing packages and web page
    editors now use Lorem Ipsum as their default model text, and a search for
    'lorem ipsum' will uncover many web sites still in their infancy. Various
    versions have evolved over the years, sometimes by accident, sometimes on
    purpose (injected humour and the like).It is a long established fact that
    a reader will be distracted by the readable content of a page when looking
    at its layout. The point of using Lorem Ipsum is that it has a
    more-or-less normal distribution of letters, as opposed to using 'Content
    here, content here', making it look like readable English. Many desktop
    publishing packages and web page editors now use Lorem Ipsum as their
    default model text, and a search for 'lorem ipsum' will uncover many web
    sites still in their infancy. Various versions have evolved over the
    years, sometimes by accident, sometimes on purpose (injected humour and
    the like).
  </p>
</body>

```



```
</html>
```

e. Property Column-Width

```
<!DOCTYPE html>
<html lang="en" dir="ltr">
<head>
  <meta charset="utf-8" />
  <link rel="stylesheet" href="Style.css" />
  <title>Belajar CSS - Niomic</title><!DOCTYPE html>
<html lang="en" dir="ltr">
<head>
  <meta charset="utf-8" />
  <link rel="stylesheet" href="Style.css" />
  <title>Belajar CSS - Niomic</title>
</head>
<body>
  <div class="content">
    <p>
      It is a long established fact that a reader will be distracted by the
      readable content of a page when looking at its layout. The point of
      using Lorem Ipsum is that it has a more-or-less normal distribution of
      letters, as opposed to using 'Content here, content here', making it
      look like readable English. Many desktop publishing packages and web
      page editors now use Lorem Ipsum as their default model text, and a
      search for 'lorem ipsum' will uncover many web sites still in their
      infancy. Various versions have evolved over the years, sometimes by
      accident, sometimes on purpose (injected humour and the like).It is a
      long established fact that a reader will be distracted by the readable
      content of a page when looking at its layout. The point of using Lorem
      Ipsum is that it has a more-or-less normal distribution of letters, as
      opposed to using 'Content here, content here', making it look like
      readable English. Many desktop publishing packages and web page editors
      now use Lorem Ipsum as their default model text, and a search for 'lorem
      ipsum' will uncover many web sites still in their infancy. Various
      versions have evolved over the years, sometimes by accident, sometimes
      on purpose (injected humour and the like).It is a long established fact
      that a reader will be distracted by the readable content of a page when
      looking at its layout. The point of using Lorem Ipsum is that it has a
      more-or-less normal distribution of letters, as opposed to using
      'Content here, content here', making it look like readable English. Many
      desktop publishing packages and web page editors now use Lorem Ipsum as
      their default model text, and a search for 'lorem ipsum' will uncover
      many web sites still in their infancy. Various versions have evolved
      over the years, sometimes by accident, sometimes on purpose (injected
```


using Lorem Ipsum is that it has a more-or-less normal distribution of letters, as opposed to using *'Content here, content here', making it look like readable English*. Many desktop publishing packages and web page editors now use Lorem Ipsum as their default model text, and a search for *'lorem ipsum'* will uncover many web sites still in their infancy. Various versions have evolved over the years, sometimes by accident, sometimes on purpose (injected humour and the like). It is a long established fact that a reader will be distracted by the readable content of a page when looking at its layout. The point of using Lorem Ipsum is that it has a more-or-less normal distribution of letters, as opposed to using *'Content here, content here', making it look like readable English*. Many desktop publishing packages and web page editors now use Lorem Ipsum as their default model text, and a search for *'lorem ipsum'* will uncover many web sites still in their infancy. Various versions have evolved over the years, sometimes by accident, sometimes on purpose (injected humour and the like). It is a long established fact that a reader will be distracted by the readable content of a page when looking at its layout. The point of using Lorem Ipsum is that it has a more-or-less normal distribution of letters, as opposed to using *'Content here, content here', making it look like readable English*. Many desktop publishing packages and web page editors now use Lorem Ipsum as their default model text, and a search for *'lorem ipsum'* will uncover many web sites still in their infancy. Various versions have evolved over the years, sometimes by accident, sometimes on purpose (injected humour and the like). It is a long established fact that a reader will be distracted by the readable content of a page when looking at its layout. The point of using Lorem Ipsum is that it has a more-or-less normal distribution of letters, as opposed to using *'Content here, content here', making it look like readable English*. Many desktop publishing packages and web page editors now use Lorem Ipsum as their default model text, and a search for *'lorem ipsum'* will uncover many web sites still in their infancy. Various versions have evolved over the years, sometimes by accident, sometimes on purpose (injected humour and the like). It is a long established fact that a reader will be distracted by the readable content of a page when looking at its layout. The point of using Lorem Ipsum is that it has a more-or-less normal distribution of letters, as opposed to using *'Content here, content here', making it look like readable English*. Many desktop publishing packages and web page editors now use Lorem Ipsum as their default model text, and a search for *'lorem ipsum'* will uncover many web sites still in their infancy. Various versions have evolved over the years, sometimes by accident, sometimes on purpose (injected humour and the like). It is a long established fact that a reader will be distracted by the readable content of a page when looking at its layout. The point of using Lorem Ipsum is that it has a more-or-less normal distribution of letters, as opposed to using *'Content here, content here', making it look like readable English*. Many desktop publishing packages and web page editors now use Lorem Ipsum as their default model text, and a search for *'lorem ipsum'* will uncover many web sites still in their infancy. Various versions have evolved over the years, sometimes by accident, sometimes on purpose (injected humour and the like).

</p>

<p>

It is a long established fact that a reader will be distracted by the readable content of a page when looking at its layout. The point of

readable English. Many desktop publishing packages and web page editors now use Lorem Ipsum as their default model text, and a search for *'lorem ipsum' will uncover many web sites still in their infancy. Various versions have evolved over the years, sometimes by accident, sometimes on purpose (injected humour and the like).* It is a long established fact that a reader will be distracted by the readable content of a page when looking at its layout. The point of using Lorem Ipsum is that it has a more-or-less normal distribution of letters, as opposed to using *'Content here, content here', making it look like readable English.* Many desktop publishing packages and web page editors now use Lorem Ipsum as their default model text, and a search for *'lorem ipsum' will uncover many web sites still in their infancy. Various versions have evolved over the years, sometimes by accident, sometimes on purpose (injected humour and the like).* It is a long established fact that a reader will be distracted by the readable content of a page when looking at its layout. The point of using Lorem Ipsum is that it has a more-or-less normal distribution of letters, as opposed to using *'Content here, content here', making it look like readable English.* Many desktop publishing packages and web page editors now use Lorem Ipsum as their default model text, and a search for *'lorem ipsum' will uncover many web sites still in their infancy. Various versions have evolved over the years, sometimes by accident, sometimes on purpose (injected humour and the like).* It is a long established fact that a reader will be distracted by the readable content of a page when looking at its layout. The point of using Lorem Ipsum is that it has a more-or-less normal distribution of letters, as opposed to using *'Content here, content here', making it look like readable English.* Many desktop publishing packages and web page editors now use Lorem Ipsum as their default model text, and a search for *'lorem ipsum' will uncover many web sites still in their infancy. Various versions have evolved over the years, sometimes by accident, sometimes on purpose (injected humour and the like).*

```
</p>  
</div>  
</body>  
</html>
```

readable English. Many desktop publishing packages and web page editors now use Lorem Ipsum as their default model text, and a search for *'lorem ipsum' will uncover many web sites still in their infancy. Various versions have evolved over the years, sometimes by accident, sometimes on purpose (injected humour and the like).* It is a long established fact that a reader will be distracted by the readable content of a page when looking at its layout. The point of using Lorem Ipsum is that it has a more-or-less normal distribution of letters, as opposed to using *'Content here, content here', making it look like readable English.* Many desktop publishing packages and web page editors now use Lorem Ipsum as

their default model text, and a search for *'lorem ipsum'* will uncover many web sites still in their infancy. Various versions have evolved over the years, sometimes by accident, sometimes on purpose (injected humour and the like).It is a long established fact that a reader will be distracted by the readable content of a page when looking at its layout. The point of using Lorem Ipsum is that it has a more-or-less normal distribution of letters, as opposed to using *'Content here, content here'*, making it look like readable English. Many desktop publishing packages and web page editors now use Lorem Ipsum as their default model text, and a search for *'lorem ipsum'* will uncover many web sites still in their infancy. Various versions have evolved over the years, sometimes by accident, sometimes on purpose (injected humour and the like).It is a long established fact that a reader will be distracted by the readable content of a page when looking at its layout. The point of using Lorem Ipsum is that it has a more-or-less normal distribution of letters, as opposed to using *'Content here, content here'*, making it look like readable English. Many desktop publishing packages and web page editors now use Lorem Ipsum as their default model text, and a search for *'lorem ipsum'* will uncover many web sites still in their infancy. Various versions have evolved over the years, sometimes by accident, sometimes on purpose (injected humour and the like).It is a long established fact that a reader will be distracted by the readable content of a page when looking at its layout. The point of using Lorem Ipsum is that it has a more-or-less normal distribution of letters, as opposed to using *'Content here, content here'*, making it look like readable English. Many desktop publishing packages and web page editors now use Lorem Ipsum as their default model text, and a search for *'lorem ipsum'* will uncover many web sites still in their infancy. Various versions have evolved over the years, sometimes by accident, sometimes on purpose (injected humour and the like). It is a long established fact that a reader will be distracted by the readable content of a page when looking at its layout. The point of using Lorem Ipsum is that it has a more-or-less normal distribution of letters, as opposed to using *'Content here, content here'*, making it look like readable English. Many desktop publishing packages and web page editors now use Lorem Ipsum as their default model text, and a search for *'lorem ipsum'* will uncover many web sites still in their infancy. Various versions have evolved over the years, sometimes by accident, sometimes on purpose (injected humour and the like).It is a long established fact that a reader will be distracted by the readable content of a page when looking at its layout. The point of using Lorem Ipsum is that it has a more-or-less normal distribution of letters, as opposed to using *'Content here, content here'*, making it look like readable English. Many desktop publishing packages and web page editors now use Lorem Ipsum as their default model text, and a search for *'lorem ipsum'* will uncover many web sites still in their infancy. Various versions have evolved over the years,

sometimes by accident, sometimes on purpose (injected humour and the like).It is a long established fact that a reader will be distracted by the readable content of a page when looking at its layout. The point of using Lorem Ipsum is that it has a more-or-less normal distribution of letters, as opposed to using '*Content here, content here*', making it look like readable English. Many desktop publishing packages and web page editors now use Lorem Ipsum as their default model text, and a search for '*lorem ipsum*' will uncover many web sites still in their infancy. Various versions have evolved over the years, sometimes by accident, sometimes on purpose (injected humour and the like).

</p>

<p>

It is a long established fact that a reader will be distracted by the readable content of a page when looking at its layout. The point of using Lorem Ipsum is that it has a more-or-less normal distribution of letters, as opposed to using '*Content here, content here*', making it look like readable English. Many desktop publishing packages and web page editors now use Lorem Ipsum as their default model text, and a search for '*lorem ipsum*' will uncover many web sites still in their infancy. Various versions have evolved over the years, sometimes by accident, sometimes on purpose (injected humour and the like).It is a long established fact that a reader will be distracted by the readable content of a page when looking at its layout. The point of using Lorem Ipsum is that it has a more-or-less normal distribution of letters, as opposed to using '*Content here, content here*', making it look like readable English. Many desktop publishing packages and web page editors now use Lorem Ipsum as their default model text, and a search for '*lorem ipsum*' will uncover many web sites still in their infancy. Various versions have evolved over the years, sometimes by accident, sometimes on purpose (injected humour and the like).It is a long established fact that a reader will be distracted by the readable content of a page when looking at its layout. The point of using Lorem Ipsum is that it has a more-or-less normal distribution of letters, as opposed to using '*Content here, content here*', making it look like readable English. Many desktop publishing packages and web page editors now use Lorem Ipsum as their default model text, and a search for '*lorem ipsum*' will uncover many web sites still in their infancy. Various versions have evolved over the years, sometimes by accident, sometimes on purpose (injected humour and the like).It is a long established fact that a reader will be distracted by the readable content of a page when looking at its layout. The point of using Lorem Ipsum is that it has a more-or-less normal distribution of letters, as opposed to using '*Content here, content here*', making it look like readable English. Many desktop publishing packages and web page editors now use Lorem Ipsum as their default model text, and a search for '*lorem ipsum*' will uncover many web sites still in their infancy. Various versions have evolved over the years,

sometimes by accident, sometimes on purpose (injected humour and the like).It is a long established fact that a reader will be distracted by the readable content of a page when looking at its layout. The point of using Lorem Ipsum is that it has a more-or-less normal distribution of letters, as opposed to using '*Content here, content here*', making it look like readable English. Many desktop publishing packages and web page editors now use Lorem Ipsum as their default model text, and a search for '*lorem ipsum*' will uncover many web sites still in their infancy. Various versions have evolved over the years, sometimes by accident, sometimes on purpose (injected humour and the like).It is a long established fact that a reader will be distracted by the readable content of a page when looking at its layout. The point of using Lorem Ipsum is that it has a more-or-less normal distribution of letters, as opposed to using '*Content here, content here*', making it look like readable English. Many desktop publishing packages and web page editors now use Lorem Ipsum as their default model text, and a search for '*lorem ipsum*' will uncover many web sites still in their infancy. Various versions have evolved over the years, sometimes by accident, sometimes on purpose (injected humour and the like). It is a long established fact that a reader will be distracted by the readable content of a page when looking at its layout. The point of using Lorem Ipsum is that it has a more-or-less normal distribution of letters, as opposed to using '*Content here, content here*', making it look like readable English. Many desktop publishing packages and web page editors now use Lorem Ipsum as their default model text, and a search for '*lorem ipsum*' will uncover many web sites still in their infancy. Various versions have evolved over the years, sometimes by accident, sometimes on purpose (injected humour and the like).It is a long established fact that a reader will be distracted by the readable content of a page when looking at its layout. The point of using Lorem Ipsum is that it has a more-or-less normal distribution of letters, as opposed to using '*Content here, content here*', making it look like readable English. Many desktop publishing packages and web page editors now use Lorem Ipsum as their default model text, and a search for '*lorem ipsum*' will uncover many web sites still in their infancy. Various versions have evolved over the years, sometimes by accident, sometimes on purpose (injected humour and the like).It is a long established fact that a reader will be distracted by the readable content of a page when looking at its layout. The point of using Lorem Ipsum is that it has a more-or-less normal distribution of letters, as opposed to using '*Content here, content here*', making it look like readable English. Many desktop publishing packages and web page editors now use Lorem Ipsum as their default model text, and a search for '*lorem ipsum*' will uncover many web sites still in their infancy. Various versions have evolved over the years, sometimes by accident, sometimes on purpose (injected humour and the like).It is a long established fact that a reader will be distracted by the readable content of a page when looking at its layout. The point of using Lorem Ipsum is that it has a more-or-less normal distribution of letters, as opposed to using '*Content here, content here*', making it look like readable English. Many desktop publishing packages and web page editors now use Lorem Ipsum as their default model text, and a search for '*lorem ipsum*' will uncover many web sites still in their infancy. Various versions have evolved over the years, sometimes by accident, sometimes on purpose (injected humour and the like).

</p>

```
</div>
</body>
</html>
```

f. Property Column-Fill

```
<!DOCTYPE html>
<html lang="en" dir="ltr">
<head>
  <meta charset="utf-8" />
  <link rel="stylesheet" href="Style.css" />
  <title>Belajar CSS - Niomic</title>
</head>
<body>
  <div class="content">
    <p>
      It is a long established fact that a reader will be distracted by the
      readable content of a page when looking at its layout. The point of
      using Lorem Ipsum is that it has a more-or-less normal distribution of
      letters, as opposed to using 'Content here, content here', making it
      look like readable English. Many desktop publishing packages and web
      page editors now use Lorem Ipsum as their default model text, and a
      search for 'lorem ipsum' will uncover many web sites still in their
      infancy. Various versions have evolved over the years, sometimes by
      accident, sometimes on purpose (injected humour and the like).It is a
      long established fact that a reader will be distracted by the readable
      content of a page when looking at its layout. The point of using Lorem
      Ipsum is that it has a more-or-less normal distribution of letters, as
      opposed to using 'Content here, content here', making it look like
      readable English. Many desktop publishing packages and web page
      editors
      now use Lorem Ipsum as their default model text, and a search for 'lorem
      ipsum' will uncover many web sites still in their infancy. Various
      versions have evolved over the years, sometimes by accident, sometimes
      on purpose (injected humour and the like).It is a long established fact
      that a reader will be distracted by the readable content of a page when
      looking at its layout. The point of using Lorem Ipsum is that it has a
      more-or-less normal distribution of letters, as opposed to using
      'Content here, content here', making it look like readable English. Many
      desktop publishing packages and web page editors now use Lorem Ipsum
      as
      their default model text, and a search for 'lorem ipsum' will uncover
      many web sites still in their infancy. Various versions have evolved
      over the years, sometimes by accident, sometimes on purpose (injected
```

humour and the like).It is a long established fact that a reader will be distracted by the readable content of a page when looking at its layout. The point of using Lorem Ipsum is that it has a more-or-less normal distribution of letters, as opposed to using '*Content here, content here*', *making it look like readable English. Many desktop publishing packages and web page editors now use Lorem Ipsum as their default*

model

text, and a search for '*lorem ipsum*' will uncover many web sites still in their infancy. Various versions have evolved over the years, sometimes by accident, sometimes on purpose (injected humour and the like).It is a long established fact that a reader will be distracted by the readable content of a page when looking at its layout. The point of using Lorem Ipsum is that it has a more-or-less normal distribution of letters, as opposed to using '*Content here, content here*', *making it look like readable English. Many desktop publishing packages and web page editors now use Lorem Ipsum as their default model text, and a search for 'lorem ipsum' will uncover many web sites still in their* infancy. Various versions have evolved over the years, sometimes by accident, sometimes on purpose (injected humour and the like).It is a long established fact that a reader will be distracted by the readable content of a page when looking at its layout. The point of using Lorem Ipsum is that it has a more-or-less normal distribution of letters, as opposed to using '*Content here, content here*', *making it look like readable English. Many desktop publishing packages and web page*

editors

now use Lorem Ipsum as their default model text, and a search for '*lorem ipsum*' will uncover many web sites still in their infancy. Various versions have evolved over the years, sometimes by accident, sometimes on purpose (injected humour and the like). It is a long established fact that a reader will be distracted by the readable content of a page when looking at its layout. The point of using Lorem Ipsum is that it has a more-or-less normal distribution of letters, as opposed to using '*Content here, content here*', *making it look like readable English. Many desktop publishing packages and web page editors now use Lorem Ipsum*

as

their default model text, and a search for '*lorem ipsum*' will uncover many web sites still in their infancy. Various versions have evolved over the years, sometimes by accident, sometimes on purpose (injected humour and the like).It is a long established fact that a reader will be distracted by the readable content of a page when looking at its layout. The point of using Lorem Ipsum is that it has a more-or-less normal distribution of letters, as opposed to using '*Content here, content here*', *making it look like readable English. Many desktop publishing packages and web page editors now use Lorem Ipsum as their default*

model

text, and a search for '*lorem ipsum*' will uncover many web sites still

in their infancy. Various versions have evolved over the years, sometimes by accident, sometimes on purpose (injected humour and the like).It is a long established fact that a reader will be distracted by the readable content of a page when looking at its layout. The point of using Lorem Ipsum is that it has a more-or-less normal distribution of letters, as opposed to using '*Content here, content here*', making it look like readable English. Many desktop publishing packages and web page editors now use Lorem Ipsum as their default model text, and a search for '*lorem ipsum*' will uncover many web sites still in their infancy. Various versions have evolved over the years, sometimes by accident, sometimes on purpose (injected humour and the like).

</p>

<p>

It is a long established fact that a reader will be distracted by the readable content of a page when looking at its layout. The point of using Lorem Ipsum is that it has a more-or-less normal distribution of letters, as opposed to using '*Content here, content here*', making it look like readable English. Many desktop publishing packages and web page editors now use Lorem Ipsum as their default model text, and a search for '*lorem ipsum*' will uncover many web sites still in their infancy. Various versions have evolved over the years, sometimes by accident, sometimes on purpose (injected humour and the like).It is a long established fact that a reader will be distracted by the readable content of a page when looking at its layout. The point of using Lorem Ipsum is that it has a more-or-less normal distribution of letters, as opposed to using '*Content here, content here*', making it look like readable English. Many desktop publishing packages and web page

editors

now use Lorem Ipsum as their default model text, and a search for '*lorem ipsum*' will uncover many web sites still in their infancy. Various versions have evolved over the years, sometimes by accident, sometimes on purpose (injected humour and the like).It is a long established fact that a reader will be distracted by the readable content of a page when looking at its layout. The point of using Lorem Ipsum is that it has a more-or-less normal distribution of letters, as opposed to using '*Content here, content here*', making it look like readable English. Many desktop publishing packages and web page editors now use Lorem Ipsum

as

their default model text, and a search for '*lorem ipsum*' will uncover many web sites still in their infancy. Various versions have evolved over the years, sometimes by accident, sometimes on purpose (injected humour and the like).It is a long established fact that a reader will be distracted by the readable content of a page when looking at its layout. The point of using Lorem Ipsum is that it has a more-or-less normal distribution of letters, as opposed to using '*Content here, content here*', making it look like readable English. Many desktop publishing

packages and web page editors now use Lorem Ipsum as their default model

text, and a search for *'lorem ipsum' will uncover many web sites still* in their infancy. Various versions have evolved over the years, sometimes by accident, sometimes on purpose (injected humour and the like).It is a long established fact that a reader will be distracted by the readable content of a page when looking at its layout. The point of using Lorem Ipsum is that it has a more-or-less normal distribution of letters, as opposed to using *'Content here, content here', making it* look like readable English. Many desktop publishing packages and web page editors now use Lorem Ipsum as their default model text, and a search for *'lorem ipsum' will uncover many web sites still in their* infancy. Various versions have evolved over the years, sometimes by accident, sometimes on purpose (injected humour and the like).It is a long established fact that a reader will be distracted by the readable content of a page when looking at its layout. The point of using Lorem Ipsum is that it has a more-or-less normal distribution of letters, as opposed to using *'Content here, content here', making it look like* readable English. Many desktop publishing packages and web page

editors

now use Lorem Ipsum as their default model text, and a search for *'lorem ipsum' will uncover many web sites still in their infancy. Various* versions have evolved over the years, sometimes by accident, sometimes on purpose (injected humour and the like). It is a long established fact that a reader will be distracted by the readable content of a page when looking at its layout. The point of using Lorem Ipsum is that it has a more-or-less normal distribution of letters, as opposed to using *'Content here, content here', making it look like readable English. Many* desktop publishing packages and web page editors now use Lorem Ipsum

as

their default model text, and a search for *'lorem ipsum' will uncover* many web sites still in their infancy. Various versions have evolved over the years, sometimes by accident, sometimes on purpose (injected humour and the like).It is a long established fact that a reader will be distracted by the readable content of a page when looking at its layout. The point of using Lorem Ipsum is that it has a more-or-less normal distribution of letters, as opposed to using *'Content here, content here', making it look like readable English. Many desktop publishing* packages and web page editors now use Lorem Ipsum as their default

model

text, and a search for *'lorem ipsum' will uncover many web sites still* in their infancy. Various versions have evolved over the years, sometimes by accident, sometimes on purpose (injected humour and the like).It is a long established fact that a reader will be distracted by the readable content of a page when looking at its layout. The point of using Lorem Ipsum is that it has a more-or-less normal distribution of

letters, as opposed to using *'Content here, content here'*, making it look like readable English. Many desktop publishing packages and web page editors now use Lorem Ipsum as their default model text, and a search for *'lorem ipsum'* will uncover many web sites still in their infancy. Various versions have evolved over the years, sometimes by accident, sometimes on purpose (injected humour and the like).

</p>

<p>

It is a long established fact that a reader will be distracted by the readable content of a page when looking at its layout. The point of using Lorem Ipsum is that it has a more-or-less normal distribution of letters, as opposed to using *'Content here, content here'*, making it look like readable English. Many desktop publishing packages and web page editors now use Lorem Ipsum as their default model text, and a search for *'lorem ipsum'* will uncover many web sites still in their infancy. Various versions have evolved over the years, sometimes by accident, sometimes on purpose (injected humour and the like).It is a long established fact that a reader will be distracted by the readable content of a page when looking at its layout. The point of using Lorem Ipsum is that it has a more-or-less normal distribution of letters, as opposed to using *'Content here, content here'*, making it look like readable English. Many desktop publishing packages and web page

editors

now use Lorem Ipsum as their default model text, and a search for *'lorem ipsum'* will uncover many web sites still in their infancy. Various versions have evolved over the years, sometimes by accident, sometimes on purpose (injected humour and the like).It is a long established fact that a reader will be distracted by the readable content of a page when looking at its layout. The point of using Lorem Ipsum is that it has a more-or-less normal distribution of letters, as opposed to using *'Content here, content here'*, making it look like readable English. Many desktop publishing packages and web page editors now use Lorem Ipsum

as

their default model text, and a search for *'lorem ipsum'* will uncover many web sites still in their infancy. Various versions have evolved over the years, sometimes by accident, sometimes on purpose (injected humour and the like).It is a long established fact that a reader will be distracted by the readable content of a page when looking at its layout. The point of using Lorem Ipsum is that it has a more-or-less normal distribution of letters, as opposed to using *'Content here, content here'*, making it look like readable English. Many desktop publishing packages and web page editors now use Lorem Ipsum as their default

model

text, and a search for *'lorem ipsum'* will uncover many web sites still in their infancy. Various versions have evolved over the years, sometimes by accident, sometimes on purpose (injected humour and the

like).It is a long established fact that a reader will be distracted by the readable content of a page when looking at its layout. The point of using Lorem Ipsum is that it has a more-or-less normal distribution of letters, as opposed to using '*Content here, content here*', making it look like readable English. Many desktop publishing packages and web page editors now use Lorem Ipsum as their default model text, and a search for '*lorem ipsum*' will uncover many web sites still in their infancy. Various versions have evolved over the years, sometimes by accident, sometimes on purpose (injected humour and the like).It is a long established fact that a reader will be distracted by the readable content of a page when looking at its layout. The point of using Lorem Ipsum is that it has a more-or-less normal distribution of letters, as opposed to using '*Content here, content here*', making it look like readable English. Many desktop publishing packages and web page

editors

now use Lorem Ipsum as their default model text, and a search for '*lorem ipsum*' will uncover many web sites still in their infancy. Various versions have evolved over the years, sometimes by accident, sometimes on purpose (injected humour and the like). It is a long established fact that a reader will be distracted by the readable content of a page when looking at its layout. The point of using Lorem Ipsum is that it has a more-or-less normal distribution of letters, as opposed to using '*Content here, content here*', making it look like readable English. Many desktop publishing packages and web page editors now use Lorem Ipsum

as

their default model text, and a search for '*lorem ipsum*' will uncover many web sites still in their infancy. Various versions have evolved over the years, sometimes by accident, sometimes on purpose (injected humour and the like).It is a long established fact that a reader will be distracted by the readable content of a page when looking at its layout. The point of using Lorem Ipsum is that it has a more-or-less normal distribution of letters, as opposed to using '*Content here, content here*', making it look like readable English. Many desktop publishing packages and web page editors now use Lorem Ipsum as their default

model

text, and a search for '*lorem ipsum*' will uncover many web sites still in their infancy. Various versions have evolved over the years, sometimes by accident, sometimes on purpose (injected humour and the like).It is a long established fact that a reader will be distracted by the readable content of a page when looking at its layout. The point of using Lorem Ipsum is that it has a more-or-less normal distribution of letters, as opposed to using '*Content here, content here*', making it look like readable English. Many desktop publishing packages and web page editors now use Lorem Ipsum as their default model text, and a search for '*lorem ipsum*' will uncover many web sites still in their infancy. Various versions have evolved over the years, sometimes by

accident, sometimes on purpose (injected humour and the like).

```
</p>
</div>
</body>
</html>
```

17. Multiple Box Shadow

Apa Itu Flexbox

Flexbox Flex-Direction

```
<!DOCTYPE html>
<html lang="en" dir="ltr">
<head>
  <meta charset="utf-8" />
  <link rel="stylesheet" href="Style.css" />
  <title>Belajar CSS - Niomic</title>
</head>
<body>
  <div class="container">
    <div class="box box1">1</div>
    <div class="box box2">2</div>
    <div class="box box3">3</div>
    <div class="box box4">4</div>
    <div class="box box5">5</div>
    <div class="box box6">6</div>
    <div class="box box7">7</div>
    <div class="box box8">8</div>
    <div class="box box9">9</div>
    <div class="box box10">10</div>
  </div>
</body>
</html>
```

Style.css

```
* {
  margin: 0;
}
.container {
  background: #ecf0f1;
}
.box {
```



```
padding: 30px;
color: white;
font-family: Poppins, "Helvetica Neue", arial, sans-serif;
font-size: 1.5em;
text-shadow: 0 1px 1px rgba(0, 0, 0, 0.2);
text-align: center;
width: 200px;
}
.box1 {
background-color: #1dd0ad;
}
.box2 {
background-color: #2fcc72;
}
.box3 {
background-color: #3498db;
}
.box4 {
background-color: #9b59b6;
}
.box5 {
background-color: #34495e;
}
.box6 {
background-color: #f1c40f;
}
.box7 {
background-color: #e67e22;
}
.box8 {
background-color: #e74c3c;
}
.box9 {
background-color: #95a5a6;
}
.box10 {
background-color: #7f8c8d;
}
```

Flexbox Align-Items

```
<!DOCTYPE html>
<html lang="en" dir="ltr">
<head>
  <meta charset="utf-8" />
  <link rel="stylesheet" href="Style.css" />
```

```

<title>Belajar CSS - Niomic</title>
</head>
<body>
  <div class="container">
    <div class="box box1">1</div>
    <div class="box box2">2</div>
    <div class="box box3">3</div>
    <div class="box box4">4</div>
    <div class="box box5">5</div>
    <div class="box box6">6</div>
    <div class="box box7">7</div>
    <div class="box box8">8</div>
    <div class="box box9">9</div>
    <div class="box box10">10</div>
  </div>
</body>
</html>

```

Style.css

```

* {
margin: 0;
}
.container {
background: #ecf0f1;
}
.box {
padding: 30px;
color: white;
font-family: Poppins, "Helvetica Neue", arial, sans-serif;
font-size: 1.5em;
text-shadow: 0 1px 1px rgba(0, 0, 0, 0.2);
text-align: center;
width: 200px;
}
.box1 {
background-color: #1dd0ad;
}
.box2 {
background-color: #2fcc72;
}
.box3 {
background-color: #3498db;
}
.box4 {
background-color: #9b59b6;
}

```

```

}
.box5 {
background-color: #34495e;
}
.box6 {
background-color: #f1c40f;
}
.box7 {
background-color: #e67e22;
}
.box8 {
background-color: #e74c3c;
}
.box9 {
background-color: #95a5a6;
}
.box10 {
background-color: #7f8c8d;
}

```

Flexbox Flex-Wrap

```

<!DOCTYPE html>
<html lang="en" dir="ltr">
<head>
  <meta charset="utf-8" />
  <link rel="stylesheet" href="Style.css" />
  <title>Belajar CSS - Niomic</title>
</head>
<body>
  <div class="container">
    <div class="box box1">1</div>
    <div class="box box2">2</div>
    <div class="box box3">3</div>
    <div class="box box4">4</div>
    <div class="box box5">5</div>
    <div class="box box6">6</div>
    <div class="box box7">7</div>
    <div class="box box8">8</div>
    <div class="box box9">9</div>
    <div class="box box10">10</div>
  </div>
</body>
</html>

```

Style.css

```
* {
margin: 0;
}
.container {
background: #ecf0f1;
}
.box {
padding: 30px;
color: white;
font-family: Poppins, "Helvetica Neue", arial, sans-serif;
font-size: 1.5em;
text-shadow: 0 1px 1px rgba(0, 0, 0, 0.2);
text-align: center;
width: 200px;
}
.box1 {
background-color: #1dd0ad;
}
.box2 {
background-color: #2fcc72;
}
.box3 {
background-color: #3498db;
}
.box4 {
background-color: #9b59b6;
}
.box5 {
background-color: #34495e;
}
.box6 {
background-color: #f1c40f;
}
.box7 {
background-color: #e67e22;
}
.box8 {
background-color: #e74c3c;
}
.box9 {
background-color: #95a5a6;
}
.box10 {
background-color: #7f8c8d;
}
```

Flexbox Justify-Content

```
<!DOCTYPE html>
<html lang="en" dir="ltr">
<head>
  <meta charset="utf-8" />
  <link rel="stylesheet" href="Style.css" />
  <title>Belajar CSS - Niomic</title>
</head>
<body>
  <div class="container">
    <div class="box box1">1</div>
    <div class="box box2">2</div>
    <div class="box box3">3</div>
    <div class="box box4">4</div>
    <div class="box box5">5</div>
    <div class="box box6">6</div>
    <div class="box box7">7</div>
    <div class="box box8">8</div>
    <div class="box box9">9</div>
    <div class="box box10">10</div>
  </div>
</body>
</html>
```

Style.css

```
* {
margin: 0;
}
.container {
background: #ecf0f1;

display: flex;

flex-wrap: wrap;
}
.box {
padding: 30px;
color: white;
font-family: Poppins, "Helvetica Neue", arial, sans-serif;
font-size: 1.5em;
text-shadow: 0 1px 1px rgba(0, 0, 0, 0.2);
text-align: center;
width: 200px;
}
.box1 {
background-color: #1dd0ad;
```

```

}
.box2 {
background-color: #2fcc72;
}
.box3 {
background-color: #3498db;
}
.box4 {
background-color: #9b59b6;
}
.box5 {
background-color: #34495e;
}
.box6 {
background-color: #f1c40f;
}
.box7 {
background-color: #e67e22;
}
.box8 {
background-color: #e74c3c;
}
.box9 {
background-color: #95a5a6;
}
.box10 {
background-color: #7f8c8d;
}

```

18. Komentar

Komentar atau comment adalah bagian dari kode yang tidak diproses ketika program berjalan (akan diabaikan). Sesuai dengan namanya, komentar digunakan untuk membuat catatan tentang kode tersebut. CSS hanya mendukung 1 cara penulisan komentar, yakni diawali karakter ‘ /* ‘ dan diakhiri dengan karakter ‘ */ ‘.

```

/* Ini adalah style untuk paragraf */
p {
font-size: 18px; /* Set ukuran font sebesar 18 pixel */
color: black; /* Membuat teks berwarna hitam */
}

```

]

Karena tidak akan diproses, komentar biasa digunakan untuk ‘mematikan’ beberapa kode CSS. Teknik ini sangat berguna ketika proses debugging (mencari kesalahan kode program), atau kita ingin mencoba-coba kombinasistyle baru, tapi tidak ingin menghapus kode lama.

```
/* dimatikan sementara  
p {  
font-size: 18px;  
color: black;  
} */  
p {  
font-size: 16px;  
color: green;  
}
```

19. CSS Media Type

Dengan media type, kita bisa mengatur di media atau perangkat manakah style CSS tersebut akan berjalan. CSS mendukung berbagai jenis media, seperti ‘screen’ untuk jenis perangkat yang menggunakan layar (screen), atau ‘print’ untuk perangkat mesin cetak (print). perhatikan kode berikut ini :

Tag <link> diatas menginstruksikan kepada perangkat yang mengakses halaman web (apapun itu) bahwa kode CSS “style.css” hanya diperuntukkan pada media screen. silahkan perhatikan lagi kode berikut ini :

```
<link href="style.css" rel="stylesheet" media="screen">  
<link href="style.css" rel="stylesheet" media="print">
```

Kali ini, file CSS: “Stylesheet.css” akan digunakan ketika halaman web tersebut di print. untuk lebih jelasnya mari kita praktikan kedalam kode HTML. silahkan tuliskan kode HTML dan CSS berikut ini :

Kode Stylesheet.css :

```
h1 {
color: red;
}
p {
font-size: 18px;
color: silver;
}
h1 {
color: green;
}
p {
font-size: 18px;
color: blue;
}
```

Kode HTML :

```
<!DOCTYPE html>
<html>
<head>
<meta charset="UTF-8">
<title>Belajar CSS</title>
<link href="style.css" rel="stylesheet" media="screen">
<link href="print.css" rel="stylesheet" media="print">
</head>
<body>
<h1>Belajar CSS</h1>
<p>
Mohon jangan diganggu, lagi serius belajar CSS.
</p>
</body>
</html>
```

20. Universal Selector

Universal selector adalah jenis selector yang melakukan seleksi kepada semua tag **HTML** yang ada, hanya ada 1 di dalam CSS, yaitu tanda bintang “*” yang berarti melakukan seleksi secara keseluruhan. Perhatikan kode CSS berikut :

```
* {
color: blue;
background-color: white;
}
```


Jika kita sisipkan kedalam file HTML maka kode tersebut akan memberikan warna pada semua tag HTML yang ada, untuk lebih jelasnya silahkan tuliskan kode dibawah ini dan beri nama index.html :

```
<!DOCTYPE html>
```

```
<html lang="en" dir="ltr">
```

```
<head>
```

```
<style media="screen">
```

```
* {
```

```
color: blue;
```

```
background-color: white;
```

```
}
```

```
</style>
```

```
<meta charset="utf-8">
```

```
<title>Belajar CSS Bersama Niomic</title>
```

```
</head>
```

```
<body>
```

```
<h1>Why do we use it?</h1>
```

```
<p>
```

It is a long established fact that a reader will be distracted by the readable content of a page when looking at its layout. The point of using Lorem Ipsum is that it has a more-or-less normal distribution of letters, as opposed to using 'Content

here, content here', making it look like readable English. Many desktop publishing packages and web page editors now use Lorem Ipsum as their default model text, and a search for 'lorem ipsum' will uncover many web sites still in their infancy.

Various versions have evolved over the years, sometimes by accident, sometimes on purpose (injected humour and the like).

```
</p>
```

```
<h2>Where does it come from?</h2>
```

```
<p>
```

Contrary to popular belief, Lorem Ipsum is not simply random text. It has roots in a piece

of classical Latin literature from 45 BC, making it over 2000 years old. Richard McClintock, a Latin professor at Hampden-Sydney College in Virginia,

looked up one of the more obscure Latin words, consectetur, from a Lorem Ipsum passage, and going through the cites of the word in classical literature, discovered the undoubtable source. Lorem Ipsum comes from sections 1.10.32 and 1.10.33 of "de

Finibus Bonorum et Malorum" (The Extremes of Good and Evil) by Cicero, written in 45 BC. This book is a treatise on the theory of ethics, very popular during the Renaissance. The first line of Lorem Ipsum, "Lorem ipsum dolor sit amet..", comes

from a line in section 1.10.32.

</p>

<p>

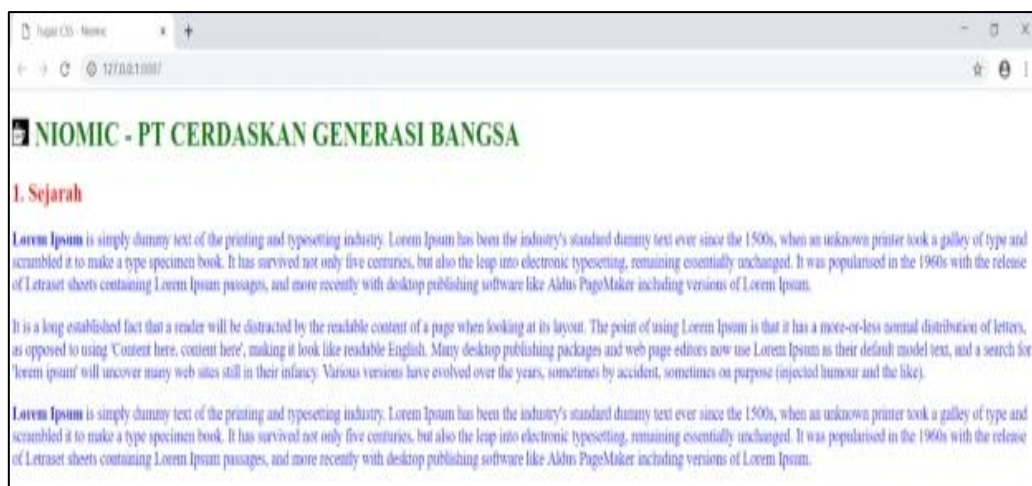
The standard chunk of Lorem Ipsum used since the 1500s is reproduced below for those interested. Sections 1.10.32 and 1.10.33 from "de Finibus Bonorum et Malorum" by Cicero are also reproduced in their exact original form, accompanied by English

versions from the 1914 translation by H. Rackham.

Membuat Komentar, Media Type, Inline CSS, Internal CSS, & External CSS

Buatlah sebuah file html menggunakan desain CSS sehingga menampilkan seperti berikut :

21. Soal-soal Latihan



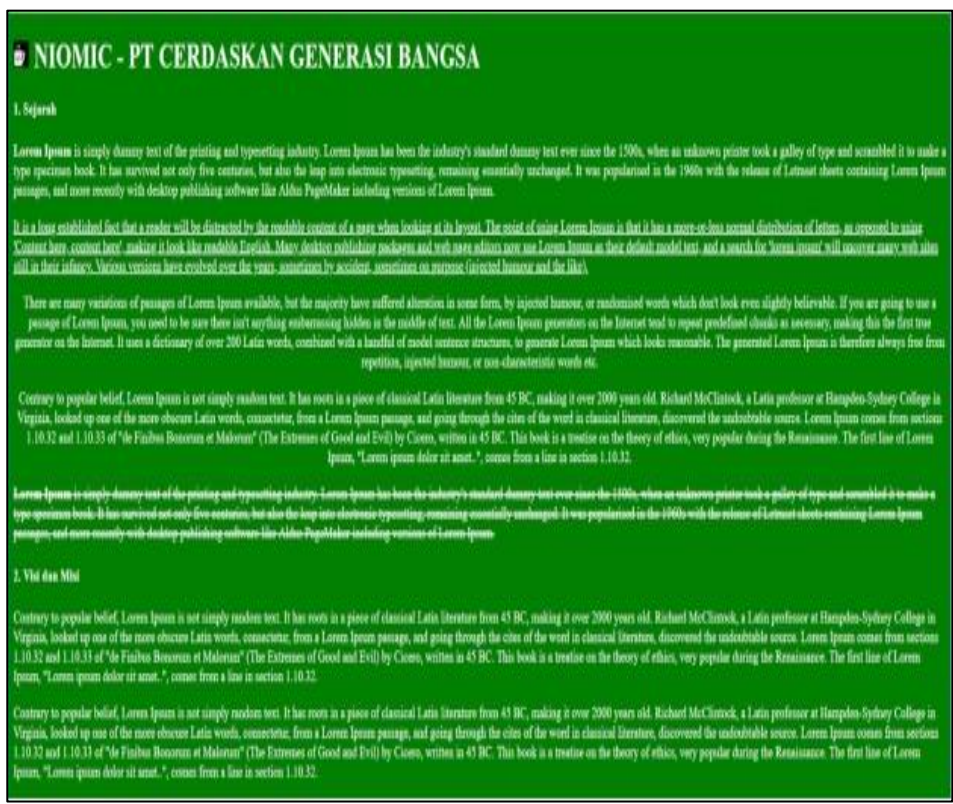
Gambar 39

Dengan ketentuan :

- ◁ Buatlah **Judul** (teks warna hijau) menggunakan elemen HTML **Heading 1**

- < Buatlah **Sub Judul** (teks warna merah) menggunakan elemen HTML **Heading 2**
- < Buatlah **Deskripsi** (teks warna biru) menggunakan elemen HTML **Paragraf**
- < Buatlah **Komentar** pada **Internal CSS** yang mendeskripsikan “**Apa Itu CSS**” menurut anda
- < Gunakan **Media Type** berjenis **Screen** pada **External CSS**
- < Gunakan **Inline CSS** (dengan setting warna merah) pada **Heading 2**
- < Gunakan **Internal CSS** (dengan setting warna hijau) pada **Heading 1**
- < Gunakan **External CSS** (dengan setting font 18 pixel dan warna biru) pada **Paragraf**
- < Link logo Niomic :
https://drive.google.com/open?id=1GNC0c0RVGZtq5BQ_CarPLbIyxZoK46nF
- < Link Text dummy (Lorem Ipsum) : <https://www.lipsum.com/>

9. Silahkan dijalankan maka hasil yang tertampil akan seperti ini :



Gambar 40

1. Silahkan tuliskan file HTML ini :

```
<!DOCTYPE html>
<html lang="en" dir="ltr">
<head>
  <meta charset="utf-8" />
  <title>Tugas CSS - Niomic</title>
  <link rel="stylesheet" href="style.css" />
</head>
<body>
```

<h1>
 NIOMIC - PT
CERDASKAN GENERASI BANGSA

</h1>

<h4>1. Sejarah</h4>

<p>

Lorem Ipsum is simply dummy text of the printing
and typesetting industry. Lorem Ipsum has been the industry's standard
dummy text ever since the 1500s, when an unknown printer took a galley of type
and scrambled it to make a type specimen book. It has survived not only
five centuries, but also the leap into electronic typesetting, remaining
essentially unchanged. It was popularised in the 1960s with the release
of Letraset sheets containing Lorem Ipsum passages, and more recently
with desktop publishing software like Aldus PageMaker including versions of
Lorem Ipsum.

</p>

<p>

It is a long established fact that a reader will be distracted by the
readable content of a page when looking at its layout. The point of using
Lorem Ipsum is that it has a more-or-less normal distribution of letters,
as opposed to using 'Content here, content here', making it look like
readable English. Many desktop publishing packages and web page
editors now use Lorem Ipsum as their default model text, and a search for 'lorem
ipsum' will uncover many web sites still in their infancy. Various
versions have evolved over the years, sometimes by accident, sometimes
on purpose (injected humour and the like).

</p>

<p>

There are many variations of passages of Lorem Ipsum available, but the
majority have suffered alteration in some form, by injected humour, or
randomised words which don't look even slightly believable. If you are
going to use a passage of Lorem Ipsum, you need to be sure there isn't
anything embarrassing hidden in the middle of text. All the Lorem
Ipsum generators on the Internet tend to repeat predefined chunks as necessary,
making this the first true generator on the Internet. It uses a dictionary
of over 200 Latin words, combined with a handful of model sentence
structures, to generate Lorem Ipsum which looks reasonable. The


generated

or Lorem Ipsum is therefore always free from repetition, injected humour,
non-characteristic words etc.

</p>

```
<p>
  Contrary to popular belief, Lorem Ipsum is not simply random text. It
has
  roots in a piece of classical Latin literature from 45 BC, making it over
  2000 years old. Richard McClintock, a Latin professor at Hampden-
  Sydney
  College in Virginia, looked up one of the more obscure Latin words,
  consectetur, from a Lorem Ipsum passage, and going through the cites of
  the word in classical literature, discovered the undoubtable source.
  Lorem
  Ipsum comes from sections 1.10.32 and 1.10.33 of "de Finibus Bonorum
  et
  Malorum" (The Extremes of Good and Evil) by Cicero, written in 45
  BC. This
  book is a treatise on the theory of ethics, very popular during the
  Renaissance. The first line of Lorem Ipsum, "Lorem ipsum dolor sit
  amet..", comes from a line in section 1.10.32.
  </p>
</body></html>
```

2. Buatlah file css dengan nama "Style.css"
3. Silahkan lakukan seleksi kepada tag paragraf dan buatlah seperti gambar berikut ini :



Gambar 41

4. Buatlah tampilan paragraf pertama sehingga menghasilkan tampilan seperti gambar berikut ini :



Gambar 42

5. Buatlah paragraf kedua sehingga menghasilkan tampilan seperti gambar berikut ini :



Gambar 43

6. Buatlah paragraf tiga sehingga menghasilkan tampilan seperti gambar berikut ini :

There are many variations of passages of Lorem Ipsum available, but the majority have suffered alteration in some form, by injected humour, or randomised words which don't look even slightly believable. If you are going to use a passage of Lorem Ipsum, you need to be sure there isn't anything embarrassing hidden in the middle of text. All the Lorem Ipsum generators on the Internet tend to repeat predefined chunks as necessary, making this the first true generator on the Internet. It uses a dictionary of over 200 Latin words, combined with a handful of model sentence structures, to generate Lorem Ipsum which looks reasonable. The generated Lorem Ipsum is therefore always free from repetition, injected humour, or non-characteristic words etc.

Gambar 44

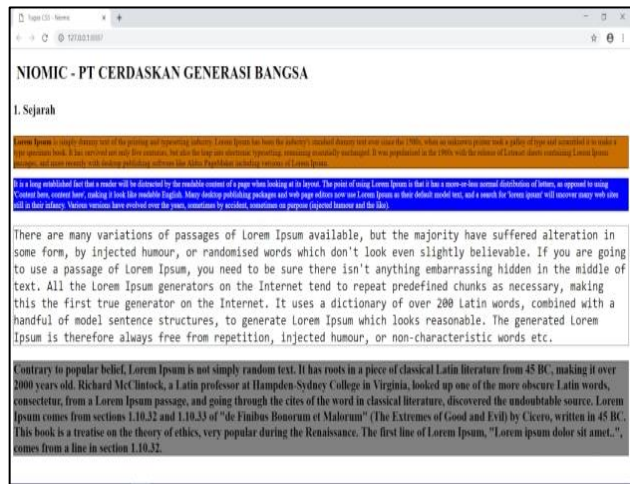
7. Buatlah paragraf empat sehingga menghasilkan tampilan seperti gambar berikut ini :

Contrary to popular belief, Lorem Ipsum is not simply random text. It has roots in a piece of classical Latin literature from 45 BC, making it over 2000 years old. Richard McClintock, a Latin professor at Hampden-Sydney College in Virginia, looked up one of the more obscure Latin words, consectetur, from a Lorem Ipsum passage, and going through the cites of the word in classical literature, discovered the undoubtable source. Lorem Ipsum comes from sections 1.10.32 and 1.10.33 of "de Finibus Bonorum et Malorum" (The Extremes of Good and Evil) by Cicero, written in 45 BC. This book is a treatise on the theory of ethics, very popular during the Renaissance. The first line of Lorem Ipsum, "Lorem ipsum dolor sit amet...", comes from a line in section 1.10.32.

Gambar 45

8. Ketentuan dalam tugas ini silahkan gunakan property color, font-size, font-weight, dan font-family. untuk pewarnaan background silahkan gunakan property background-color.

9. Silahkan dijalankan maka hasil yang tertampil akan seperti ini :



Gambar 46

1. Silahkan tuliskan file HTML ini :

```

<!DOCTYPE html>
<html lang="en" dir="ltr">
<head>
  <meta charset="utf-8" />
  <title>Tugas CSS - Niomic</title>
  <link rel="stylesheet" href="style.css" />
</head>
<body>
  <div align="center">
    <h1 class="judul"><u>FORM REGISTRASI</u></h1>
  </div>
  <div class="register">
    <form width="90%" action="index.html" method="post">
      <div align="center">
        <input
          size="100"
          type="text"
          name=""
          value=""
          placeholder="Nama Depan"
        />
        <br /><br />
        <input
          size="100"
          type="text"
          name=""
          value=""
          placeholder="Nama Belakang"
        />
        <br /><br />
        <input
          size="100"
          type="text"
          name=""
          value=""
          placeholder="Tempat Lahir"
        />
        <br /><br />
        <input
          size="100"
          type="text"
          name=""
          value=""
          placeholder="Tanggal Lahir (YYYY-MM-DD)"
        />
        <br /><br />

```

```
<input
  size="100"
  type="text"
  name=""
  value=""
  placeholder="Cita-Cita"
/>
<br/><br />
<button type="button" name="button">DAFTAR</button>
</div>
</form>
</div> </body></html>
```

2. Buatlah file css dengan nama "Style.css"
3. Silahkan buat kode css dengan menggunakan property font-size, color, dan dengan menggunakan important sehingga hasilnya akan seperti gambar dibawah ini :

FORM REGISTRASI

Nama Depan
Nama Belakang
Tempat Lahir
Tanggal Lahir (YYYY-MM-DD)
Cita-Cita

DAFTAR

Gambar 47

1. Silahkan tuliskan file HTML ini :

```
DOCTYPE html>
<html lang="en" dir="ltr">
<head>
  <meta charset="utf-8" />
  <title>Tugas CSS - Niomic</title>
  <link rel="stylesheet" href="style.css" />
</head>
<body>
  <header>
    <div class="div_menu">
      <table border="1" class="menu">
        <tr>
          <td><a class="menu" href="#">Home |</a></td>
          <td><a class="menu" href="#">Galery |</a></td>
          <td><a class="menu" href="#">Kontak</a></td>
        </tr>
      </table>
    </div>
  </header>
  <main>
    <div class="slider-div">
      
      
    </div>
    <div>
      <p>
        It is a long established fact that a reader will be distracted by the
        readable content of a page when looking at its layout. The point of
        using Lorem Ipsum is that it has a more-or-less normal distribution of
        letters, as opposed to using 'Content here, content here', making it
        look like readable English. Many desktop publishing packages and web
        page editors now use Lorem Ipsum as their default model text, and a
        search for 'lorem ipsum' will uncover many web sites still in their
        infancy. Various versions have evolved over the years, sometimes by
        accident, sometimes on purpose (injected humour and the like).
      </p>
      <p>
        There are many variations of passages of Lorem Ipsum available, but
        the majority have suffered alteration in some form, by injected
        humour, or randomised words which don't look even slightly believable.
        If you are going to use a passage of Lorem Ipsum, you need to be sure
        there isn't anything embarrassing hidden in the middle of text. All
        the Lorem Ipsum generators on the Internet tend to repeat predefined
        chunks as necessary, making this the first true generator on the
```

Internet. It uses a dictionary of over 200 Latin words, combined with a handful of model sentence structures, to generate Lorem Ipsum which looks reasonable. The generated Lorem Ipsum is therefore always free from repetition, injected humour, or non-characteristic words etc.

</p>

<p>

There are many variations of passages of Lorem Ipsum available, but the majority have suffered alteration in some form, by injected humour, or randomised words which don't look even slightly believable. If you are going to use a passage of Lorem Ipsum, you need to be sure there isn't anything embarrassing hidden in the middle of text. All the Lorem Ipsum generators on the Internet tend to repeat predefined chunks as necessary, making this the first true generator on the Internet. It uses a dictionary of over 200 Latin words, combined with a handful of model sentence structures, to generate Lorem Ipsum which looks reasonable. The generated Lorem Ipsum is therefore always free from repetition, injected humour, or non-characteristic words etc.

</p>

</div>

</main>

<footer>

<div class="footer">©NIOMIC 2019
</div>

<div class="footer-alamat">

Centennial Tower Level 29, Jl. Jendral Gatot Subroto Kav. 24-25 Unit
D-E, RT. 2 / RW. 2, Karet Semanggi, Setiabudi, Jakarta Selatan, DKI
Jakarta, Indonesia 12950

Telp : (021) 29552633

Email : hello@niomic.co.id

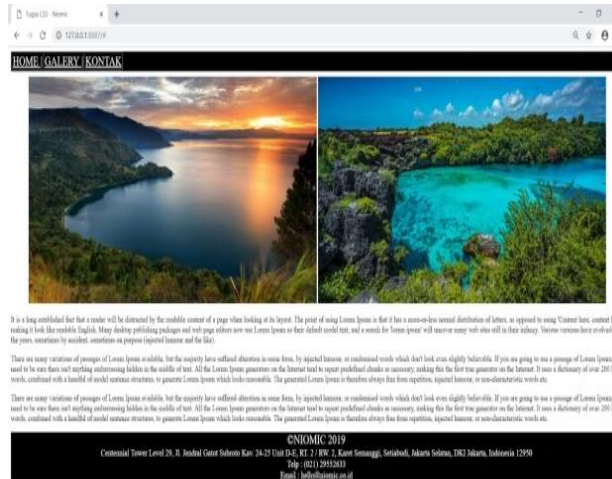
</div>

</footer>

</body>

</html>

2. Buatlah file css dengan nama "Style.css"
3. Silahkan buat kode css dengan menggunakan property pada materi yang telah dipelajari sehingga hasilnya akan seperti gambar dibawah ini:



Gambar 48

1. Silahkan tuliskan file HTML ini :

```

<!DOCTYPE html>
<html>
  <head lang="en" dir="ltr">
    <meta charset="UTF-8" />
    <title>Belajar CSS - Niomic</title>
    <link href="style.css" rel="stylesheet" />
  </head>
  <body>
    <h1>
       NIOMIC -
      PT CERDASKAN
      GENERASI BANGSA
    </h1>
    <p class="satu">
      Lorem ipsum dolor sit amet, consectetur adipiscing elit. Integer
      mi
      tortor, imperdiet sed hendrerit non, consequat luctus magna.
      Nullam
      accumsan odio ac lectus mollis finibus. Maecenas imperdiet
      feugiat felis,
      sit amet ullamcorper elit vulputate in.
    </p>
    <p class="dua">
      Lorem ipsum dolor sit amet, consectetur adipiscing elit. Integer
      mi
      tortor, imperdiet sed hendrerit non, consequat luctus magna.
      Nullam
      accumsan odio ac lectus mollis finibus. Maecenas imperdiet
      feugiat felis,
  
```

```

sit amet ullamcorper elit vulputate in.
</p>
<p class="tiga">
  Lorem ipsum dolor sit amet, consectetur adipiscing elit. Integer
mi
  tortor, imperdiet sed hendrerit non, consequat luctus magna.
Nullam
  accumsan odio ac lectus mollis finibus. Maecenas imperdiet
feugiat felis,
  sit amet ullamcorper elit vulputate in.
</p>
</body>
</html>

```

2. Buatlah file css dengan nama “style.css”
3. Silahkan buat kode css dengan menggunakan property pada materi yang telah dipelajari sehingga hasilnya akan seperti gambar dibawah ini:



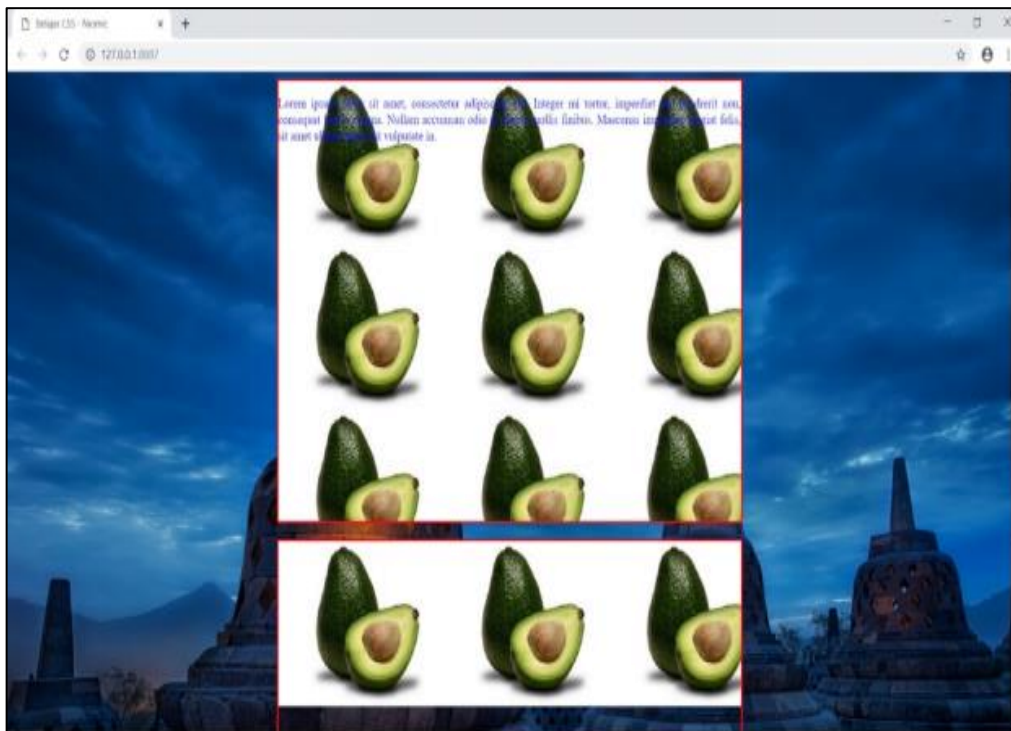
Gambar 49

1. Silahkan tuliskan file HTML ini :

```
DOCTYPE html>
<html lang="en" dir="ltr">
<head>
  <meta charset="utf-8" />
  <title>Belajar CSS - Niomic</title>
  <link href="style.css" rel="stylesheet" />
</head>
<body>
  <div>
    <p class="justify">
      Lorem ipsum dolor sit amet, consectetur adipiscing elit. Integer mi
      tortor, imperdiet sed hendrerit non, consequat luctus magna. Nullam
      accumsan odio ac lectus mollis finibus. Maecenas imperdiet feugiat
      felis, sit amet ullamcorper elit vulputate in.
    </p>
  </div>
  <br />
  <div class="repeat"></div>
</body>
</html>
```

2. Buatlah file css dengan nama “style.css”

3. Silahkan buat kode css dengan menggunakan property pada materi yang telah dipelajari sehingga hasilnya akan seperti gambar dibawah ini:



Gambar 50

1. Silahkan tuliskan file HTML ini :

```
<!DOCTYPE html>
<html lang="en" dir="ltr">
<head>
  <meta charset="utf-8" />
  <title>Tugas CSS - Niomic</title>
  <link href="style.css" rel="stylesheet" />
</head>
<body>
  <div class="satu">
    <p>
      Lorem ipsum dolor sit amet, consectetur adipiscing elit. Integer mi
      tortor, imperdiet sed hendrerit non, consequat luctus magna. Nullam
      accumsan odio ac lectus mollis finibus. Maecenas imperdiet feugiat
      felis, sit amet ullamcorper elit vulputate in. Lorem ipsum dolor sit
      amet, consectetur adipiscing elit. Integer mi tortor, imperdiet sed
      hendrerit non, consequat luctus magna. Nullam accumsan odio ac lectus
      mollis finibus. Maecenas imperdiet feugiat felis, sit amet ullamcorper
      elit vulputate in.
    </p>
    <p class="dua">
      Lorem ipsum dolor sit amet, consectetur adipiscing elit. Integer mi
      tortor, imperdiet sed hendrerit non, consequat luctus magna. Nullam
      accumsan odio ac lectus mollis finibus. Maecenas imperdiet feugiat
      felis, sit amet ullamcorper elit vulputate in.
    </p>
    <p class="tiga">
      Lorem ipsum dolor sit amet, consectetur adipiscing elit. Integer mi
      tortor, imperdiet sed hendrerit non, consequat luctus magna. Nullam
      accumsan odio ac lectus mollis finibus. Maecenas imperdiet feugiat
      felis, sit amet ullamcorper elit vulputate in. Lorem ipsum dolor sit
      amet, consectetur adipiscing elit. Integer mi tortor, imperdiet sed
      hendrerit non, consequat luctus magna. Nullam accumsan odio ac lectus
      mollis finibus. Maecenas imperdiet feugiat felis, sit amet ullamcorper
      elit vulputate in.
    </p>
  </div>
</body>
</html>
```

2. Buatlah file css dengan nama “style.css”
3. Silahkan buat kode css dengan menggunakan property pada materi yang telah dipelajari sehingga hasilnya akan seperti gambar dibawah ini:



Gambar 51

1. Silahkan tuliskan file HTML ini :

```

<!DOCTYPE html>
<html lang="en" dir="ltr">
<head>
  <meta charset="utf-8" />
  <title>Tugas CSS - Niomic</title>
  <link rel="stylesheet" href="style.css" />
</head>
<body>
  
  <div>
    <div>
      <h1>The z-index Property</h1>
      <p>
        Because the image has a z-index of -1, it will be placed behind the
        heading.
      </p>
      <p>
        There are many variations of passages of Lorem Ipsum available, but
        the majority have suffered alteration in some form, by injected
        humour, or randomised words which don't look even slightly believable.
    </p>
  </div>
</div>

```

If you are going to use a passage of Lorem Ipsum, you need to be sure there isn't anything embarrassing hidden in the middle of text. All the Lorem Ipsum generators on the Internet tend to repeat predefined chunks as necessary, making this the first true generator on the Internet. It uses a dictionary of over 200 Latin words, combined with a handful of model sentence structures, to generate Lorem Ipsum which looks reasonable. The generated Lorem Ipsum is therefore always free from repetition, injected humour, or non-characteristic words etc.

</p>

<p>

Contrary to popular belief, Lorem Ipsum is not simply random text. It has roots in a piece of classical Latin literature from 45 BC, making it over 2000 years old. Richard McClintock, a Latin professor at Hampden-Sydney College in Virginia, looked up one of the more obscure Latin words, consectetur, from a Lorem Ipsum passage, and going through the cites of the word in classical literature, discovered the undoubtable source. Lorem Ipsum comes from sections 1.10.32 and 1.10.33 of "de Finibus Bonorum et Malorum" (The Extremes of Good and Evil) by Cicero, written in 45 BC. This book is a treatise on the theory of ethics, very popular during the Renaissance. The first line of Lorem Ipsum, "Lorem ipsum dolor sit amet..", comes from a line in section 1.10.32.

</p>

<p>

Contrary to popular belief, Lorem Ipsum is not simply random text. It has roots in a piece of classical Latin literature from 45 BC, making it over 2000 years old. Richard McClintock, a Latin professor at Hampden-Sydney College in Virginia, looked up one of the more obscure Latin words, consectetur, from a Lorem Ipsum passage, and going through the cites of the word in classical literature, discovered the undoubtable source. Lorem Ipsum comes from sections 1.10.32 and 1.10.33 of "de Finibus Bonorum et Malorum" (The Extremes of Good and Evil) by Cicero, written in 45 BC. This book is a treatise on the

theory of ethics, very popular during the Renaissance. The first line of Lorem Ipsum, "Lorem ipsum dolor sit amet..", comes from a line in section 1.10.32.

</p>

<p>

Contrary to popular belief, Lorem Ipsum is not simply random text. It has roots in a piece of classical Latin literature from 45 BC, making it over 2000 years old. Richard McClintock, a Latin professor at Hampden-Sydney College in Virginia, looked up one of the more obscure Latin words, consectetur, from a Lorem Ipsum passage, and going through the cites of the word in classical literature, discovered the undoubtable source. Lorem Ipsum comes from sections 1.10.32 and 1.10.33 of "de Finibus Bonorum et Malorum" (The Extremes of Good and Evil) by Cicero, written in 45 BC. This book is a treatise on the theory of ethics, very popular during the Renaissance. The first line of Lorem Ipsum, "Lorem ipsum dolor sit amet..", comes from a line in section 1.10.32.

</p>

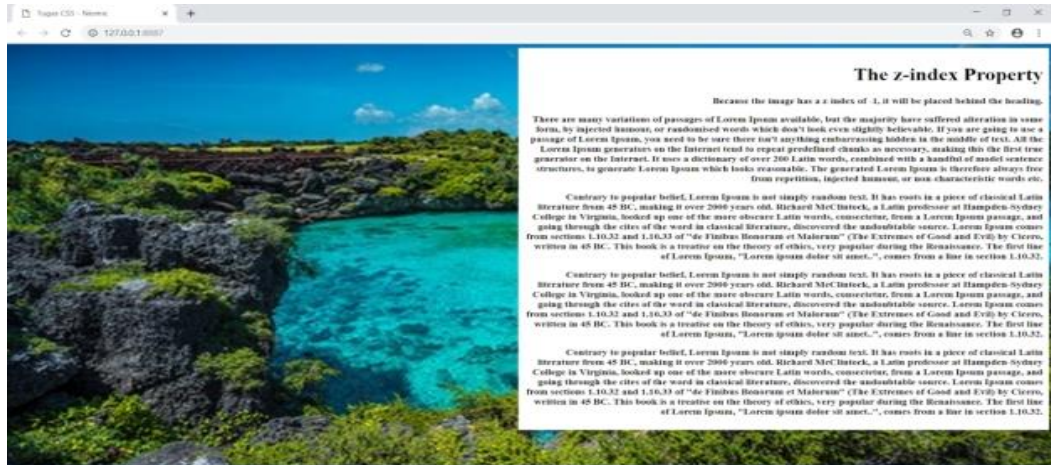
</div>

</div>

</body>

</html>

2. Buatlah file css dengan nama "Style.css"
3. Silahkan buat kode css dengan menggunakan property pada materi yang telah dipelajari (*wajib menggunakan Z-Index, float, dan position*) sehingga hasilnya akan seperti gambar dibawah ini:



Gambar 52

1. Silahkan tuliskan file HTML ini :


```

<!DOCTYPE html>
<html lang="en" dir="ltr">
<head>
  <meta charset="utf-8" />
  <title>Tugas CSS - Niomic</title>
  <link href="style.css" rel="stylesheet" />
</head>
<body>
  <div>
    <div class="satu"></div>
    <br />
    <div class="dua"></div>
  </div>
</body>

```

2. Buatlah file css dengan nama “style.css”

3. Silahkan buat kode css dengan menggunakan property pada materi yang telah dipelajari sehingga hasilnya akan seperti gambar dibawah ini:



Gambar 53

1. Silahkan tuliskan file HTML ini :

```

<!DOCTYPE html>
<html lang="en" dir="ltr">
<head>
  <meta charset="utf-8" />
  <title>Tugas CSS - Niomic</title>
  <link rel="stylesheet" href="style.css" />
</head>
<body>
  <header>
    <ul>
      <li><a href="">Home</a></li>
      <li><a href="">News</a></li>
      <li><a href="">Contact</a></li>
      <li><a href="">About</a></li>
    </ul>
  </header>
  <main>
    <div class="">
      <div class=""><h1>Lorem Ipsum</h1></div>
      <p>

```

Lorem Ipsum is simply dummy text of the printing and typesetting industry. Lorem Ipsum has been the industry's standard dummy text ever since the 1500s, when an unknown printer took a galley of type and scrambled it to make a type specimen book. It has survived not only five centuries, but also the leap into electronic typesetting, remaining essentially unchanged. It was popularised in the 1960s with the release of Letraset sheets containing Lorem Ipsum passages, and more recently with desktop publishing software like Aldus PageMaker including versions of Lorem Ipsum. Lorem Ipsum is simply dummy text of

the printing and typesetting industry. Lorem Ipsum has been the industry's standard dummy text ever since the 1500s, when an unknown printer took a galley of type and scrambled it to make a type specimen book. It has survived not only five centuries, but also the leap into electronic typesetting, remaining essentially unchanged. It was popularised in the 1960s with the release of Letraset sheets containing Lorem Ipsum passages, and more recently with desktop publishing software like Aldus PageMaker including versions of Lorem Ipsum. Lorem Ipsum is simply dummy text of the printing and typesetting industry. Lorem Ipsum has been the industry's standard dummy text ever since the 1500s, when an unknown printer took a galley of type and scrambled it to make a type specimen book. It has survived not only five centuries, but also the leap into electronic typesetting, remaining essentially unchanged. It was popularised in the 1960s with the release of Letraset sheets containing Lorem Ipsum passages, and more recently with desktop publishing software like Aldus PageMaker including versions of Lorem Ipsum. Lorem Ipsum is simply dummy text of the printing and typesetting industry. Lorem Ipsum has been the industry's standard dummy text ever since the 1500s, when an unknown printer took a galley of type and scrambled it to make a type specimen book. It has survived not only five centuries, but also the leap into electronic typesetting, remaining essentially unchanged. It was popularised in the 1960s with the release of Letraset sheets containing Lorem Ipsum passages, and more recently with desktop publishing software like Aldus PageMaker including versions of Lorem Ipsum.

</p>

<p>

Lorem Ipsum is simply dummy text of the printing and typesetting industry. Lorem Ipsum has been the industry's standard dummy text ever since the 1500s, when an unknown printer took a galley of type and scrambled it to make a type specimen book. It has survived not only five centuries, but also the leap into electronic typesetting, remaining essentially unchanged. It was popularised in the 1960s with the release of Letraset sheets containing Lorem Ipsum passages, and more recently with desktop publishing software like Aldus PageMaker including versions of Lorem Ipsum. Lorem Ipsum is simply dummy text of the printing and typesetting industry. Lorem Ipsum has been the

industry's standard dummy text ever since the 1500s, when an unknown printer took a galley of type and scrambled it to make a type specimen book. It has survived not only five centuries, but also the leap into electronic typesetting, remaining essentially unchanged. It was popularised in the 1960s with the release of Letraset sheets containing Lorem Ipsum passages, and more recently with desktop publishing software like Aldus PageMaker including versions of Lorem Ipsum. Lorem Ipsum is simply dummy text of the printing and typesetting industry. Lorem Ipsum has been the industry's standard dummy text ever since the 1500s, when an unknown printer took a galley of type and scrambled it to make a type specimen book. It has survived not only five centuries, but also the leap into electronic typesetting, remaining essentially unchanged. It was popularised in the 1960s with the release of Letraset sheets containing Lorem Ipsum passages, and more recently with desktop publishing software like Aldus PageMaker including versions of Lorem Ipsum. Lorem Ipsum is simply dummy text of the printing and typesetting industry. Lorem Ipsum has been the industry's standard dummy text ever since the 1500s, when an unknown printer took a galley of type and scrambled it to make a type specimen book. It has survived not only five centuries, but also the leap into electronic typesetting, remaining essentially unchanged. It was popularised in the 1960s with the release of Letraset sheets containing Lorem Ipsum passages, and more recently with desktop publishing software like Aldus PageMaker including versions of Lorem Ipsum.

</p>

<p>

Lorem Ipsum is simply dummy text of the printing and typesetting industry. Lorem Ipsum has been the industry's standard dummy text ever since the 1500s, when an unknown printer took a galley of type and scrambled it to make a type specimen book. It has survived not only five centuries, but also the leap into electronic typesetting, remaining essentially unchanged. It was popularised in the 1960s with the release of Letraset sheets containing Lorem Ipsum passages, and more recently with desktop publishing software like Aldus PageMaker including versions of Lorem Ipsum. Lorem Ipsum is simply dummy text of the printing and typesetting industry. Lorem Ipsum has been the industry's standard dummy text ever since the 1500s, when an unknown

printer took a galley of type and scrambled it to make a type specimen book. It has survived not only five centuries, but also the leap into electronic typesetting, remaining essentially unchanged. It was popularised in the 1960s with the release of Letraset sheets containing Lorem Ipsum passages, and more recently with desktop publishing software like Aldus PageMaker including versions of Lorem Ipsum. Lorem Ipsum is simply dummy text of the printing and typesetting industry. Lorem Ipsum has been the industry's standard dummy text ever since the 1500s, when an unknown printer took a galley of type and scrambled it to make a type specimen book. It has survived not only five centuries, but also the leap into electronic typesetting, remaining essentially unchanged. It was popularised in the 1960s with the release of Letraset sheets containing Lorem Ipsum passages, and more recently with desktop publishing software like Aldus PageMaker including versions of Lorem Ipsum. Lorem Ipsum is simply dummy text of the printing and typesetting industry. Lorem Ipsum has been the industry's standard dummy text ever since the 1500s, when an unknown printer took a galley of type and scrambled it to make a type specimen book. It has survived not only five centuries, but also the leap into electronic typesetting, remaining essentially unchanged. It was popularised in the 1960s with the release of Letraset sheets containing Lorem Ipsum passages, and more recently with desktop publishing software like Aldus PageMaker including versions of Lorem Ipsum. Lorem Ipsum is simply dummy text of the printing and typesetting industry. Lorem Ipsum has been the industry's standard dummy text ever since the 1500s, when an unknown printer took a galley of type and scrambled it to make a type specimen book. It has survived not only five centuries, but also the leap into electronic typesetting, remaining essentially unchanged. It was popularised in the 1960s with the release of Letraset sheets containing Lorem Ipsum passages, and more recently with desktop publishing software like Aldus PageMaker including versions of Lorem Ipsum.

</p>

</div>

</main>

<footer class="footer">

<h2>1914 translation by H. Rackham</h2>

</footer>

</body>

2. Buatlah file css dengan nama "Style.css"
3. Silahkan buat kode css dengan menggunakan property pada materi yang telah dipelajari (*wajib menggunakan property columns*) sehingga hasilnya akan seperti gambar dibawah ini:



Gambar 54

1. Silahkan tuliskan file HTML ini :

```
<!DOCTYPE html>
<html lang="en" dir="ltr">
<head>
  <meta charset="utf-8" />
  <title>Tugas CSS - Niomic</title>
  <link rel="stylesheet" href="style.css" />
</head>
<body>
  <header>
    <ul>
      <li><a href="default.asp">Home</a></li>
      <li><a href="news.asp">News</a></li>
      <li><a href="contact.asp">Contact</a></li>
      <li><a href="about.asp">About</a></li>
    </ul>
  </header>
  <main>
    <div class="card">
      <div class="slider">
        
      </div>
      <div></div>
      <p class="p-text">
        Lorem Ipsum is simply dummy text of the printing and typesetting
        industry. Lorem Ipsum has been the industry's standard dummy text ever
        since the 1500s, when an unknown printer took a galley of type and
        scrambled it to make a type specimen book. It has survived not only
        five centuries, but also the leap into electronic typesetting,
        remaining essentially unchanged. It was popularised in the 1960s with
        the release of Letraset sheets containing Lorem Ipsum passages, and
        more recently with desktop publishing software like Aldus PageMaker
        including versions of Lorem Ipsum. Lorem Ipsum is simply dummy text of
        the printing and typesetting industry. Lorem Ipsum has been the
        industry's standard dummy text ever since the 1500s, when an unknown
        printer took a galley of type and scrambled it to make a type specimen
        book. It has survived not only five centuries, but also the leap into
        electronic typesetting, remaining essentially unchanged. It was
        popularised in the 1960s with the release of Letraset sheets
        containing Lorem Ipsum passages, and more recently with desktop
        publishing software like Aldus PageMaker including versions of Lorem
        Ipsum. Lorem Ipsum is simply dummy text of the printing and typesetting
        industry. Lorem Ipsum has been the industry's standard dummy text ever
        since the 1500s, when an unknown printer took a galley of type and
        scrambled it to make a type specimen book. It has survived not only
```


five centuries, but also the leap into electronic typesetting, remaining essentially unchanged. It was popularised in the 1960s with the release of Letraset sheets containing Lorem Ipsum passages, and more recently with desktop publishing software like Aldus PageMaker including versions of Lorem Ipsum. Lorem Ipsum is simply dummy text of the printing and typesetting industry. Lorem Ipsum has been the industry's standard dummy text ever since the 1500s, when an unknown printer took a galley of type and scrambled it to make a type specimen book. It has survived not only five centuries, but also the leap into electronic typesetting, remaining essentially unchanged. It was popularised in the 1960s with the release of Letraset sheets containing Lorem Ipsum passages, and more recently with desktop publishing software like Aldus PageMaker including versions of Lorem Ipsum. Lorem Ipsum is simply dummy text of the printing and typesetting industry. Lorem Ipsum has been the industry's standard dummy text ever since the 1500s, when an unknown printer took a galley of type and scrambled it to make a type specimen book. It has survived not only five centuries, but also the leap into electronic typesetting, remaining essentially unchanged. It was popularised in the 1960s with the release of Letraset sheets containing Lorem Ipsum passages, and more recently with desktop publishing software like Aldus PageMaker including versions of Lorem Ipsum.

</p>

</div>

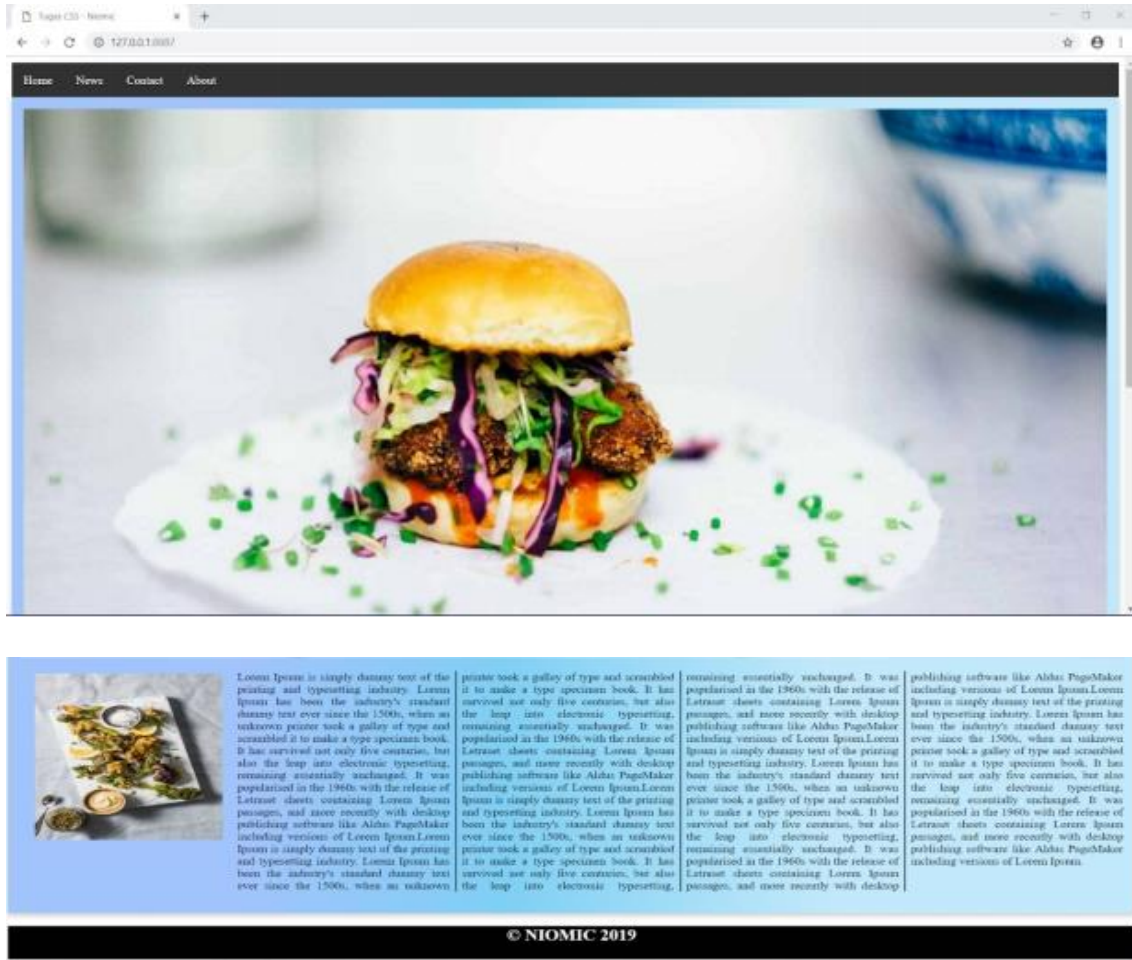
</main>

<footer class="footer"><h2>© NIOMIC 2019</h2></footer>

</body>

</html>

2. Buatlah file css dengan nama "Style.css"
3. Silahkan buat kode css dengan menggunakan property pada materi yang telah dipelajari sehingga hasilnya akan seperti gambar dibawah ini:



Gambar 55

1. Silahkan tuliskan file HTML ini :

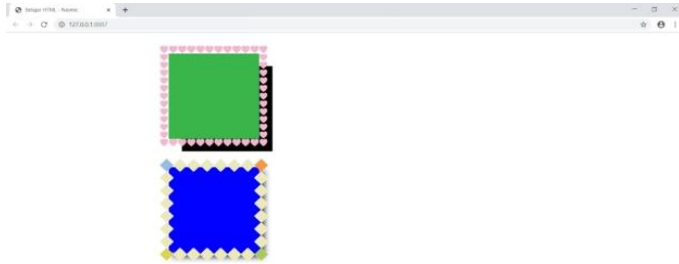
```

<!DOCTYPE html>
<html lang="en" dir="ltr">
<head>
  <meta charset="utf-8" />
  <title>Belajar HTML - Niomic</title>
  <link rel="stylesheet" href="style.css" />
</head>
<body>
  <div class="container">
    <div class="satu"></div>
    <br />
    <div class="dua"></div>
  </div>
</body>
</html>

```

2. Buatlah file css dengan nama “style.css”

3. Silahkan buat kode css dengan menggunakan property pada materi yang telah dipelajari sehingga hasilnya akan seperti gambar dibawah ini:



Gambar 56

1. Silahkan tuliskan file HTML ini :

```
DOCTYPE html>
<html lang="en" dir="ltr">
  <head>
    <meta charset="utf-8" />
    <link rel="stylesheet" href="Style.css" />
    <title>Belajar CSS - Niomic</title>
  </head>
  <body>
    <div class="container">
      <div class="box box1">A</div>
      <div class="box box2">B</div>
      <div class="box box3">C</div>
      <div class="box box4">D</div>
      <div class="box box5">E</div>
      <div class="box box6">F</div>
      <div class="box box7">G</div>
      <div class="box box8">H</div>
      <div class="box box9">I</div>
      <div class="box box10">J</div>
    </div>
    <div class="container2">
      <div class="box box1">1</div>
      <div class="box box2">2</div>
      <div class="box box3">4</div>
      <div class="box box4">5</div>
      <div class="box box5">6</div>
      <div class="box box6">7</div>
      <div class="box box7">8</div>
    </div>
    <div class="container3">
```

```

<div class="box box1">A</div>
<div class="box box2">B</div>
<div class="box box3">C</div>
<div class="box box4">D</div>
<div class="box box5">E</div>
<div class="box box6">F</div>
<div class="box box7">G</div>
<div class="box box8">H</div>
<div class="box box9">I</div>
<div class="box box10">J</div>
</div>
</body>
</html>

```

2. Buatlah file css dengan nama “Style.css”
3. Silahkan buat kode css dengan menggunakan property pada materi yang telah dipelajari sehingga hasilnya akan seperti gambar dibawah ini:



Gambar 57

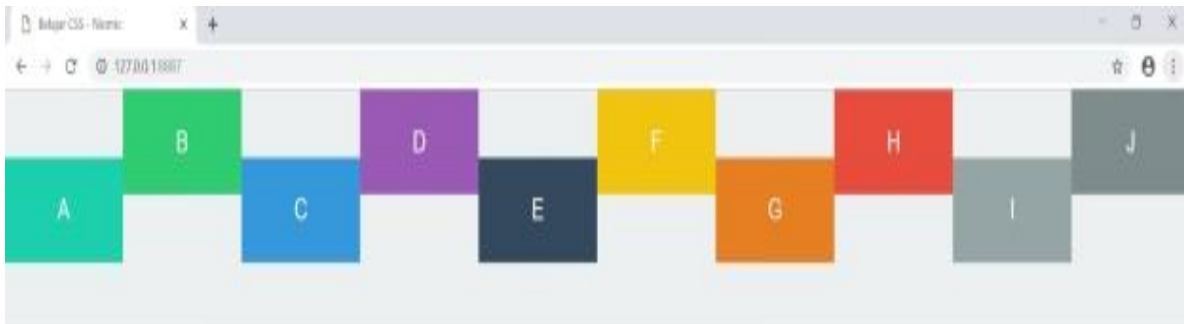
1. Silahkan tuliskan file HTML ini :

```

<!DOCTYPE html>
<html lang="en" dir="ltr">
<head>
  <meta charset="utf-8" />
  <link rel="stylesheet" href="Style.css" />
  <title>Belajar CSS - Niomic</title>
</head>
<body>
  <div class="container">
    <div class="box box1">A</div>
    <div class="box box2">B</div>
    <div class="box box3">C</div>
    <div class="box box4">D</div>
    <div class="box box5">E</div>
    <div class="box box6">F</div>
    <div class="box box7">G</div>
    <div class="box box8">H</div>
    <div class="box box9">I</div>
    <div class="box box10">J</div>
  </div>
</body>
</html>

```

2. Buatlah file css dengan nama “Style.css”
3. Silahkan buat kode css dengan menggunakan property pada materi yang telah dipelajari sehingga hasilnya akan seperti gambar dibawah ini:



Gambar 58

1. Silahkan tuliskan file HTML ini :

```

<!DOCTYPE html>
<html lang="en" dir="ltr">
<head>
  <meta charset="utf-8" />
  <link rel="stylesheet" href="Style.css" />


```

```

<title>Belajar CSS - Niomic</title>
</head>
<body>
  <div class="container">
    <div class="box box1">A</div>
    <div class="box box2">B</div>
    <div class="box box3">C</div>
  </div>
  <div class="container2"><div class="box box4">D</div></div>
  <div class="container">
    <div class="box box5">E</div>
    <div class="box box6">F</div>
    <div class="box box7">G</div>
  </div>
  <div class="container2"><div class="box box8">H</div></div>
  <div class="container">
    <div class="box box9">I</div>
    <div class="box box10">J</div>
    <div class="box box1">K</div>
  </div>
  <div class="container2"><div class="box box2">L</div></div>
  <div class="container">
    <div class="box box3">M</div>
    <div class="box box4">N</div>
    <div class="box box5">O</div>
  </div>
  <div class="container2"><div class="box box6">P</div></div>
  <div class="container">
    <div class="box box7">Q</div>
    <div class="box box8">R</div>
    <div class="box box9">S</div>
  </div>
</body>
</html>

```

2. Buatlah file css dengan nama "Style.css"
3. Silahkan buat kode css dengan menggunakan property pada materi yang telah dipelajari sehingga hasilnya akan seperti gambar dibawah ini:




Gambar 59

1. Silahkan tuliskan file HTML ini :

```
<!DOCTYPE html>
<html lang="en" dir="ltr">
<head>
  <meta charset="utf-8" />
  <link rel="stylesheet" href="Style.css" />
  <title>Belajar CSS - Niomic</title>
</head>
<body>
  <div class="container">
    <div class="box box1">1</div>
    <div class="box box2">2</div>
    <div class="box box3">3</div>
    <div class="box box4">4</div>
    <div class="box box5">5</div>
    <div class="box box6">6</div>
    <div class="box box7">7</div>
    <div class="box box8">8</div>
    <div class="box box9">9</div>
    <div class="box box10">10</div>
  </div>
</body>
</html>
```

2. Buatlah file css dengan nama “Style.css”
3. Silahkan buat kode css dengan menggunakan property pada materi yang telah dipelajari (*wajib menggunakan property order*) sehingga hasilnya akan seperti gambar dibawah ini:

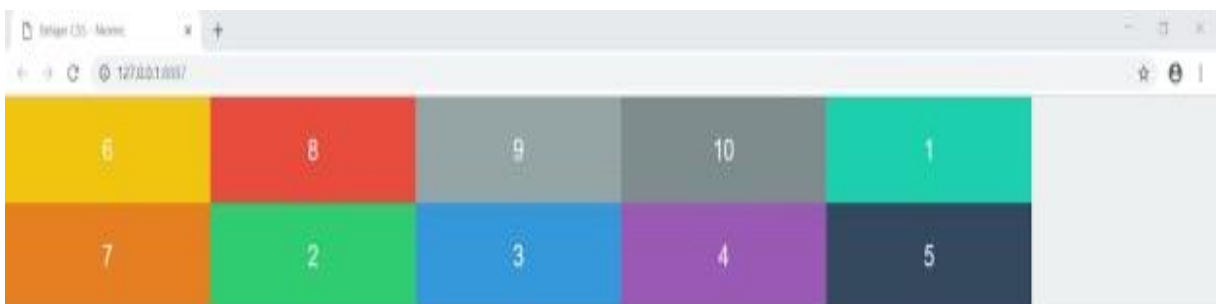


Gambar 60

1. Silahkan tuliskan file HTML ini :

```
DOCTYPE html>
<html lang="en" dir="ltr">
  <head>
    <meta charset="utf-8" />
    <link rel="stylesheet" href="Style.css" />
    <title>Belajar CSS - Niomic</title>
  </head>
  <body>
    <div class="container">
      <div class="box box1">1</div>
      <div class="box box2">2</div>
      <div class="box box3">3</div>
      <div class="box box4">4</div>
      <div class="box box5">5</div>
      <div class="box box6">6</div>
      <div class="box box7">7</div>
      <div class="box box8">8</div>
      <div class="box box9">9</div>
      <div class="box box10">10</div>
    </div>
  </body>
</html>
```

2. Buatlah file css dengan nama “Style.css”
3. Silahkan buat kode css dengan menggunakan property pada materi yang telah dipelajari (*wajib menggunakan property flex-wrap*) sehingga hasilnya akan seperti gambar dibawah ini:



Gambar 61

1. Silahkan tuliskan file HTML ini :

```
<!DOCTYPE html>
<html lang="en" dir="ltr">
<head>
  <meta charset="utf-8" />
  <link rel="stylesheet" href="Style.css" />
  <title>Belajar CSS - Niomic</title>
</head>
<body>
  <div class="container">
    <div class="box box1">1</div>
    <div class="box box2">2</div>
    <div class="box box3">3</div>
    <div class="box box4">4</div>
    <div class="box box5">5</div>
    <div class="box box6">6</div>
    <div class="box box7">7</div>
    <div class="box box8">8</div>
    <div class="box box9">9</div>
    <div class="box box10">10</div>
  </div>
</body>
</html>
```

- 2. Buatlah file css dengan nama “Style.css”
- 3. Silahkan buat kode css dengan menggunakan property pada materi yang telah dipelajari (*wajib menggunakan property flex-flow*) sehingga hasilnya akan seperti gambar dibawah ini:



Gambar 62

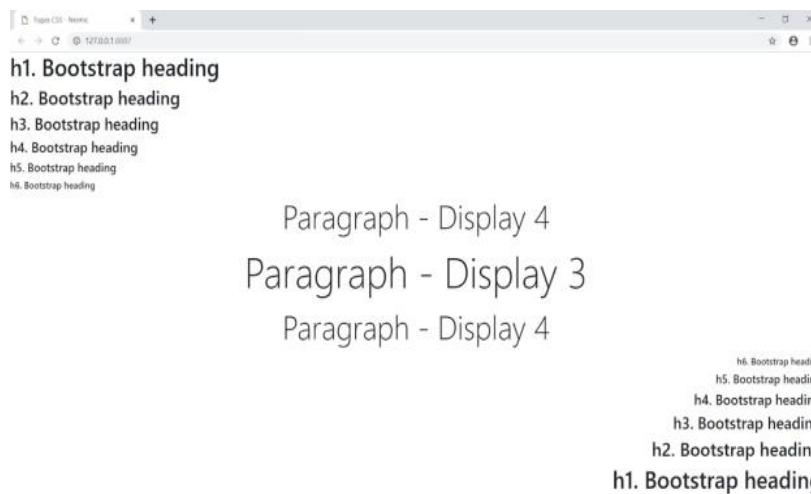
1. Silahkan tuliskan file HTML ini :

```
<!DOCTYPE html>
<html lang="en" dir="ltr">
  <head>
    <meta charset="utf-8" />
    <link rel="stylesheet" href="Style.css" />
    <title>Belajar CSS - Niomic</title>
  </head>
  <body>
    <div class="container">
      <div class="box box1">A</div>
      <div class="box box2">B</div>
      <div class="box box3">C</div>
    </div>
    <div class="container2"><div class="box box4">D</div></div>
    <div class="container">
      <div class="box box5">E</div>
      <div class="box box6">F</div>
      <div class="box box7">G</div>
    </div>
    <div class="container2"><div class="box box8">H</div></div>
    <div class="container">
      <div class="box box9">I</div>
      <div class="box box10">J</div>
      <div class="box box1">K</div>
    </div>
    <div class="container2"><div class="box box2">L</div></div>
    <div class="container">
      <div class="box box3">M</div>
      <div class="box box4">N</div>
      <div class="box box5">O</div>
    </div>
    <div class="container2"><div class="box box6">P</div></div>
    <div class="container">
      <div class="box box7">Q</div>
      <div class="box box8">R</div>
      <div class="box box9">S</div>
    </div>
  </body>
</html>
```

2. Buatlah file css dengan nama “Style.css”
3. Silahkan buat kode css dengan menggunakan property pada materi yang telah dipelajari (*wajib menggunakan property flexbox*) sehingga hasilnya akan seperti gambar dibawah ini:



Gambar 63



Gambar 64

1. Silahkan buat halaman web dengan menggunakan template css bootstrap yang telah dipelajari sebelumnya sehingga hasilnya akan seperti gambar dibawah ini :



ID	NAMA	HOBI	ASAL DAIRAH	UMUR
1	Alan	Membaca	Dibekasari	17 Tahun
2	Satria	Menganyi	Paku	19 Tahun
3	Fulan	Mengunang	Jakarta	21 Tahun

DAFTAR PUSTAKA

- [1] M. a. B. R. Amin, "Implementasi Sistem Aplikasi Soal Ujian Online untuk Sekolah Menengah Pertama (SMP)." *PROSIDING SEMINASTIKA 1.1* (2018): 91-94., "*PROSIDING SEMINASTIKA*, vol. 1.1, pp. 91-94., 2018.
- [2] E. M. Komputindo, Enterprise, Jubilee. *Pengenalan HTML dan CSS*, Jakarta: Elex Media Komputindo, 2016.
- [3] R. H. Sianipar, *HTML 5 dan CSS 3: Belajar dari kasus*, Jakarta: Penerbit INFORMATIKA, 2015.
- [4] M. & T. D. Y. H. Taufiq, "Rancang Bangun Aplikasi Geografis Pencarian Lokasi Bimbingan Belajar di Kota Medan Berbasis Android," *Jurnal Mahasiswa Fakultas Teknik dan Ilmu Komputer*, vol. 1, pp. 955-966., 2020.
- [5] J. ENTERPRISE, *Pengenalan HTML dan CSS*. Elex Media Komputindo, -: Elex Media Komputindo, 2016.

Penerbit :

Universitas Islam Kalimantan
Muhammad Arsyad Al -Banjary

Alamat :

Gedung A UPT Publikasi dan Pengelolaan Jurnal
Universitas Islam Kalimantan
Muhammad Arsyad Al-Banjary

Jl. Adhyaksa No. 2 Kayutangi
Banjarmasin, Kalimantan Selatan
Telepon : 0511 - 3304352
FAX : 0511

ISBN 978-623-8189-00-7

