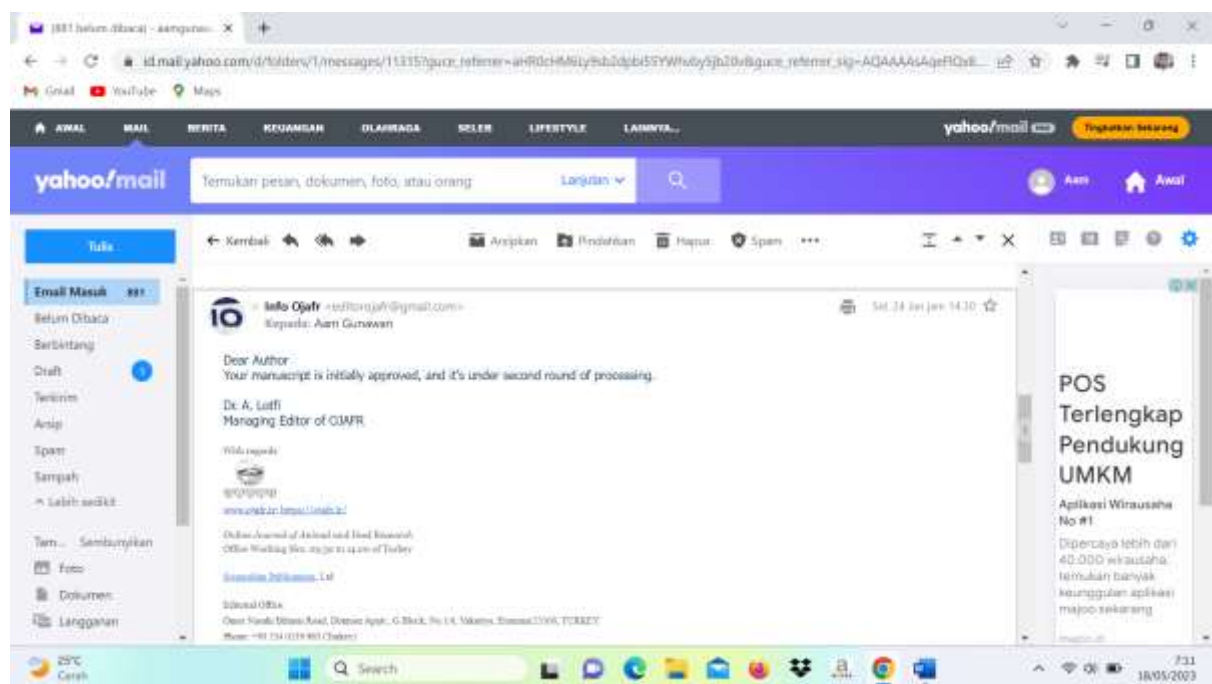
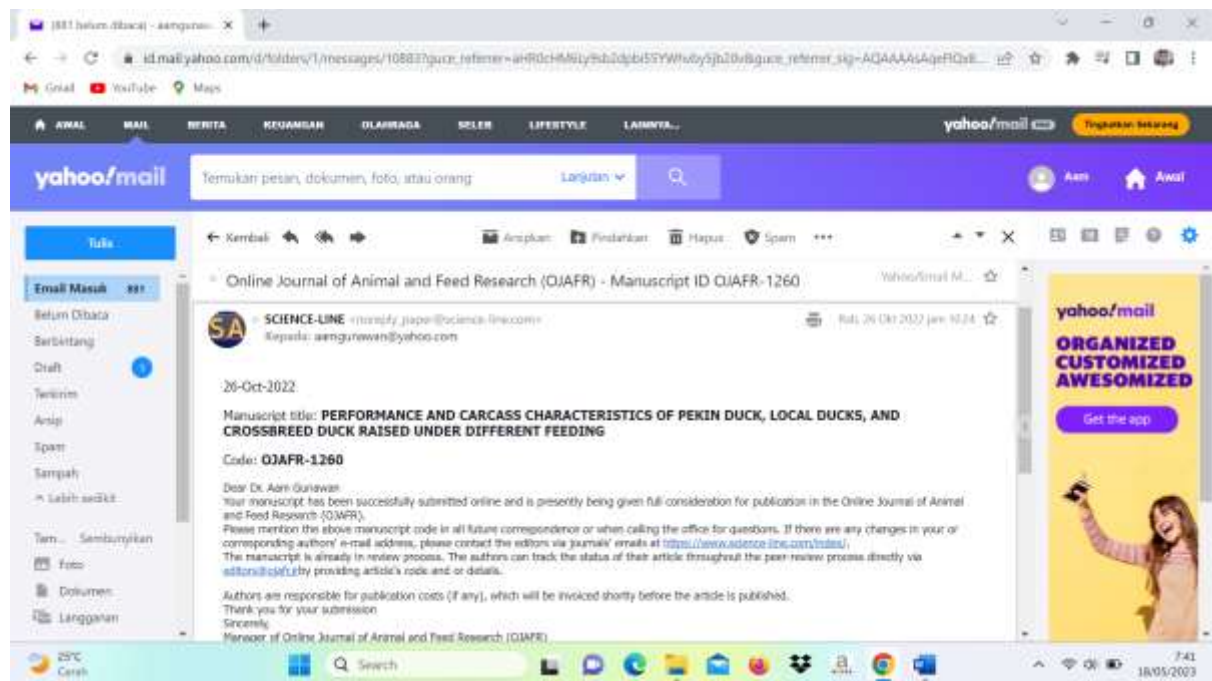
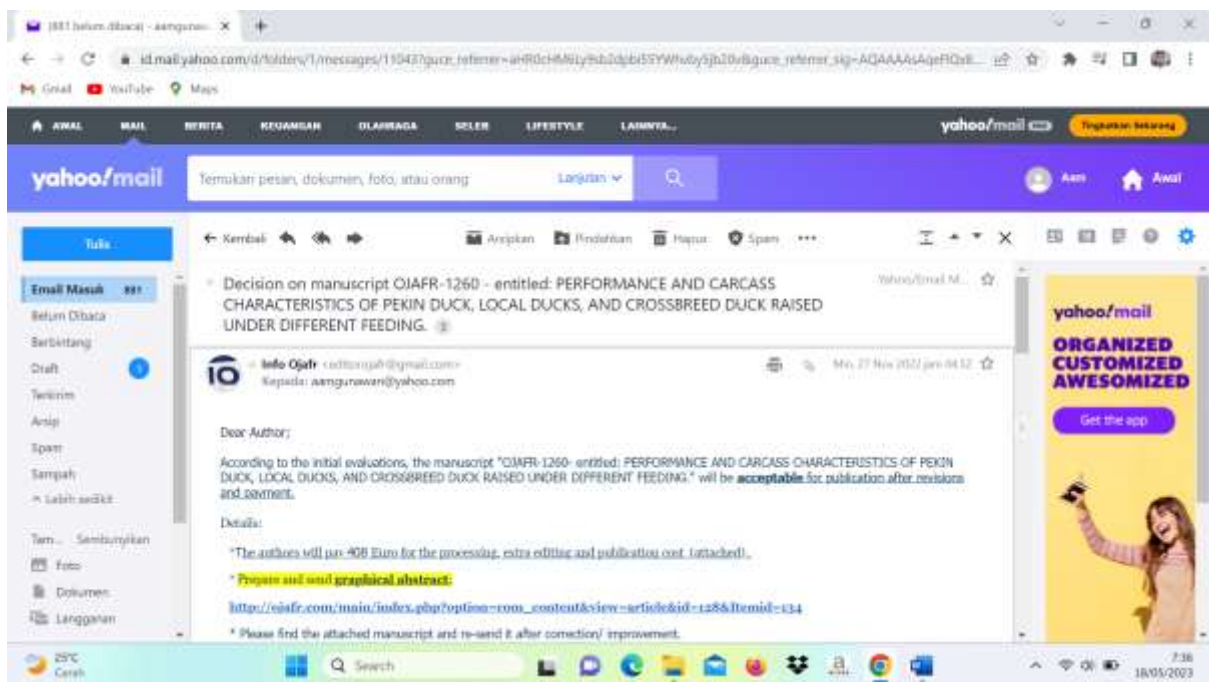
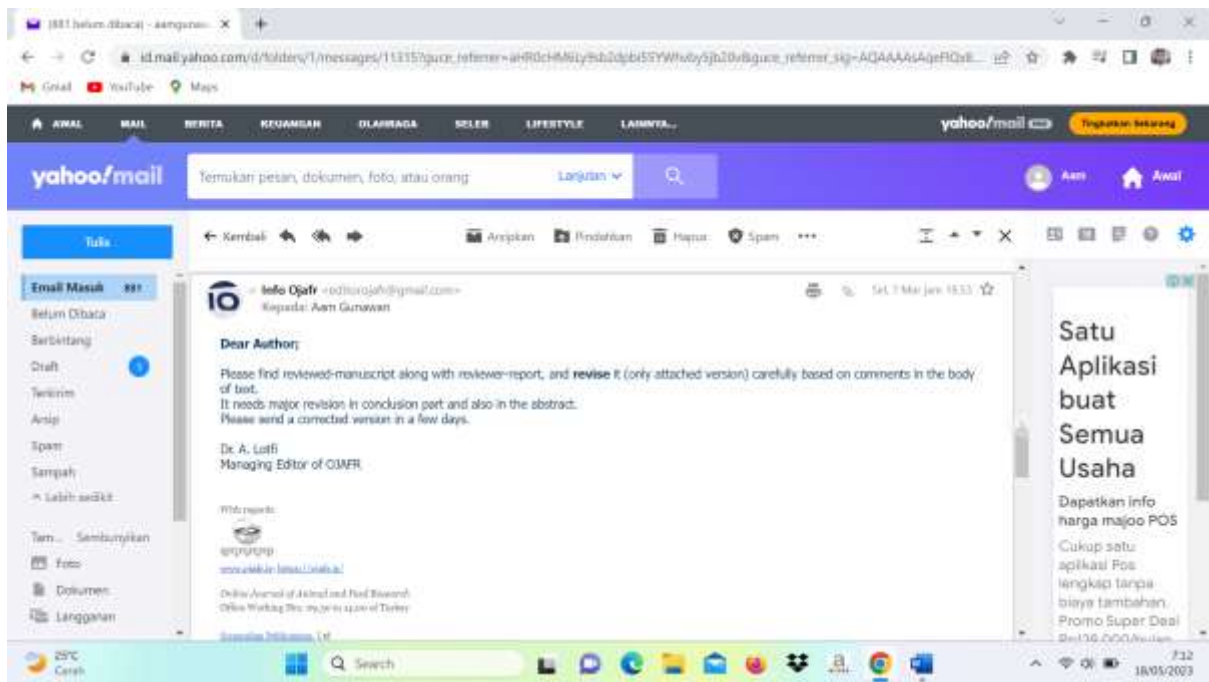
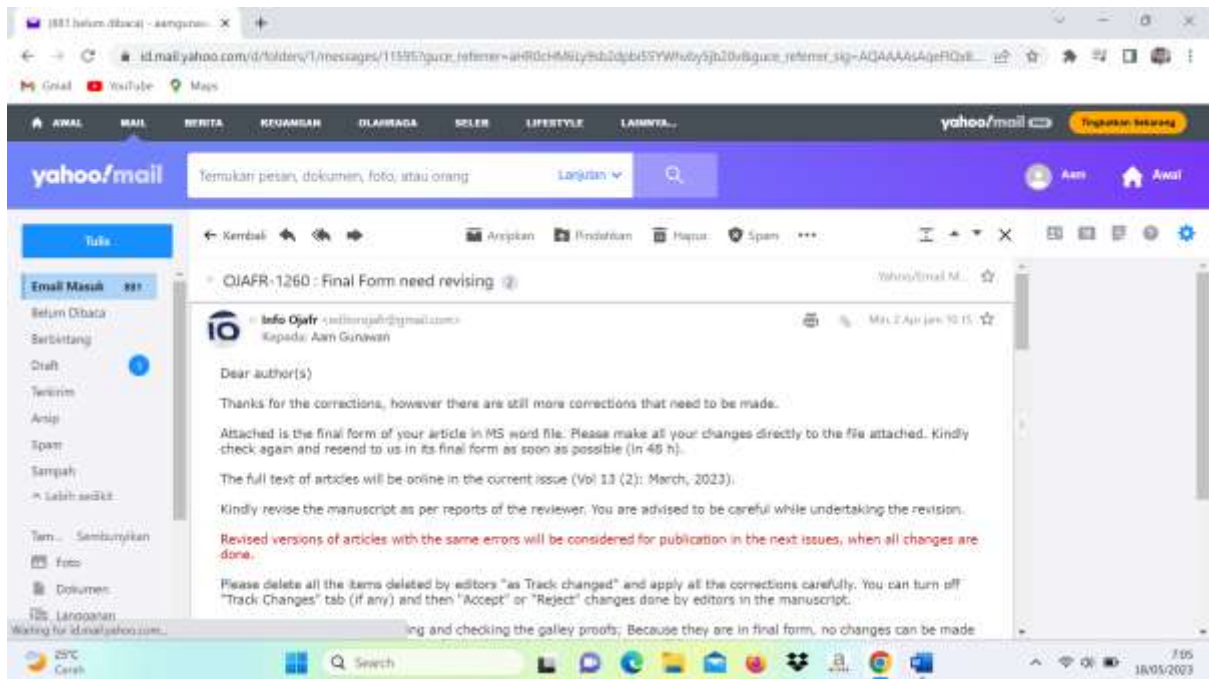
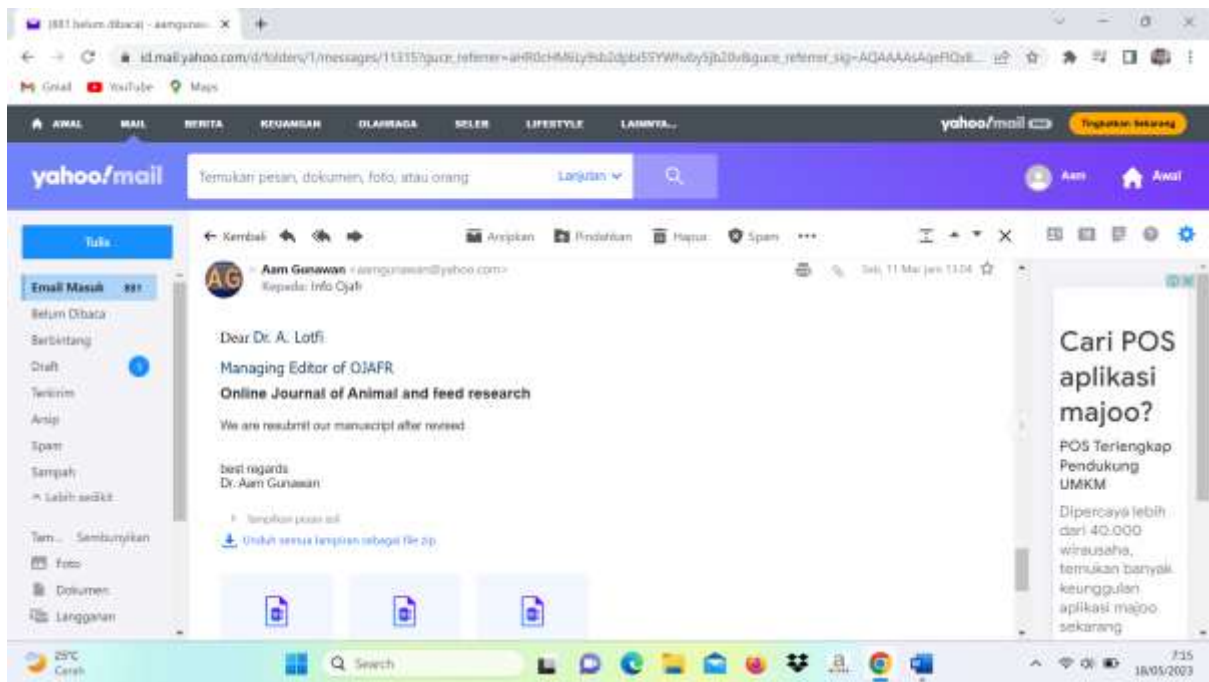


Riwayat submit artikel sampai terbit di jurnal bereputasi (Online Journal of Animal and Feed Research / OJAFR)

No.	Tanggal	Kegiatan
1.	26-10-2022	Submit artikel ke OJAFR
2.	24-01-2023	Jawaban dari editor untuk prosesing
3.	07-03-2023	Menerima hasil koreksi I
4.	11-03-2023	Submit hasil perbaikan ke OJAFR
5.	02-04-2023	Menerima hasil koreksi reviewer untuk diperbaiki kembali
6.	03-04-2023	Mengirimkan hasil koreksi
7.	13-04-2023	Pemberitahuan publish







Browser window showing a Yahoo! Mail message. The address bar shows a long URL starting with "id.mal.yahoo.com". The page header includes "yahoo/mail" and a search bar with the text "Temukan pesan, dokumen, foto, atau orang".

The message is from "Info Ojatr" (infoojatr@gmail.com) to "Hajjada: Victoria Ebegbulen, Badat Mukaihid, mathewayoola@town.edu.ng, urwa2012@yahoo.com, Sari Putri Dewi dan 5 lainnya..". The message is dated "Sen, 13 Apr 2023 21:40".

The message content includes:

Dear author(s)

Your article(s) has already been published in the *Online Journal of Animal and Feed Research*. Kindly check online and let us know within one week if there is any change or corrections required.

Please note that the DOIs of the articles are now activated. The articles will be enriched after all the published versions are fully approved by the authors. You can also check them directly via <https://search.zoanetf.org/>.

The articles will also be uploaded in the international dark archives like *ScienceLine Publication Repository* (<http://scimta.science-line.com/>) to increase accessibility, usability and citation.

In addition, to increase the article views and citation, we recommend that authors upload a copy of the full text of the published version in *Internet Archive, Dark Library, ResearchGate, Twitter, Academia.edu*, etc.

We appreciate your interest

Editors
Online Journal of Animal and Feed Research
<https://oajtr.com/>

On the right side of the message, there are three images: a wristwatch, a cooking pot on a stove, and a green tent.

The bottom of the browser window shows a Windows taskbar with a search bar, system tray icons, and the date "18/05/2023".

PERFORMANCE AND CARCASS CHARACTERISTICS OF PEKIN DUCK, LOCAL DUCKS, AND CROSSBRED DUCK RAISED UNDER DIFFERENT FEEDING CONDITIONS

Deleted: E

Deleted: FEEDING

Name / surname / affiliation and ORCID of all of authors.

Formatted: Highlight

E-mail: aamgunawan@yahoo.com

ABSTRACT: The objective of the study was to investigate of performance and carcass qualities of Pekin, local, and cross-breed ducks raised under different feeding. A total of 180 male ducks aged 14 days, consisting of 60 Pekin ducks, 60 local ducks (Mojosari), and 60 cross-breed ducks (Mojosari ducks + Alabio duck) were used in the study. Each type of duck was randomly divided into 36 units of cages, each of which was filled with 5 ducks. The parameters of the research were performed on ducks including initial BW, daily gain, feed consumption, and feed conversion ratio, while carcass as well as the percentage of fat abdominal, and percentage from the carcass with breast meat. The data obtained were analyzed for variance with Duncan's multiple-region design and test. The results of the study were initial body weight of local ducks at 14 days was significantly different ($P < 0.01$) lower than that of Pekin and cross-breed ducks, while, Pekin ducks were higher than the other two types of ducks. On the other hand, feed consumption was significantly ($P < 0.01$) influenced by the type of diet and breed. While Carcass percentage was significantly ($P < 0.01$) influenced by breed type and diet type. The percentage of Pekin duck carcasses that received diet A was significantly different ($P < 0.05$) from cross-breed ducks, but not significantly different from local ducks. The conclusion was showed the feed conversion and final body weight of Diet A were better than Diet B. Meanwhile, the carcass characteristics like abdominal fat of Diet B were better than Diet A.

Deleted: ABSTRACT:The

Deleted: called

Formatted: Font: Not Italic

Formatted: Font: Not Italic

Commented [A1]: Describe Diets.

Keywords: Carcass characteristics, Cross-bred animal, Dietary regimen, Pekin Duck, Performance.

Deleted: Pekin

Deleted: local and cross cross-breed

Deleted: of duck

Deleted: Carcass characteristics, and Feeds.

INTRODUCTION

Duck meat is very liked by almost all levels of society because it has a distinctive taste, and a higher fat content than chicken meat (Ali et al., 2007; [Cristo et al., 2019](#)).

Pekin ducks are good type of duck and have several advantages including large size, fast growth, weight, and good carcass quality (Bugiwati et al., 2021). One of the local duck origins in Indonesia is Mojosari Alabio ducks originate from cross-breeding of male Mojosari (*Anas javanica*) and female Alabio (*Anas platyrhynchos Borneo*). Mojosari Alabio male duck is a local duck that has a good daily weight gain ([Subhan et al., 2022](#)).

In general, broiler ducks are kept intensively fed a complete commercial feed in the form of granules or pellets. This maintenance pattern is relatively expensive, so it can increase production costs and reduce profits. Therefore, producers constantly seek cheaper ways to feed the duck. On the other hand, the demand for world duck meat production tends to increase, therefore knowledge of nutrition is needed for feed formulation to enable better meat production ([Fouad et al., 2018](#); [Biswas et al., 2019](#)).

Parameters of duck meat and quality of carcass depend on performance factors, including sex of birds and age, genotype, a system of management, and type of feed (Rahman et al., 2014; Smith et al., 2015). Furthermore, Ali et al. (2008); Zdanowska-Sąsiadek et al. (2013), and Naveen et al. (2016) reported that the qualities of meat duck also depend on the handled before and rearing period, during, and post-slaughter including the condition of meat storage. Meanwhile, the nature of the meat depends on the feed during the rearing period, handling before and during slaughter, and the storage conditions of the meat (Nurkhoeriyati et al., 2012;

Deleted: In line with the increase in the community's economy, the need for meat will also continue to increase. Sources of meat in addition to coming from cows, buffalo, and goats, can also be met from poultry such as chicken, quail, and duck. ...

Formatted: Highlight

Zdanowska-Sąsiadek et al., 2013; Naveen et al., 2016). Furthermore, feeding a balanced diet is an important factor for the growth and development of ducks, especially protein requirements at the best level (Kuzniacka et al., 2014; Swiatkiewicz et al., 2017).

Determining the nutritional needs of different types of ducks is very important for the efficient use of feed. In addition, comparing the performance and characteristics of carcasses with various nutritional profiles can provide important information for the progress of duck farmers. However, this data is restricted to the duck. The objective of the research was to evaluate of performance and carcass characteristics of Pekin Ducks, local ducks, and the cross between Pekin with local ducks raised under different Feeding.

MATERIALS AND METHODS

A total of 180 male ducks aged 14 days, consisting of 60 Pekin ducks, 60 local ducks called Mojosari, and 60 cross-breed ducks (Mojosari ducks with Alabio duck) were used in the study. Each type of duck was randomly divided into 36 units of cages, each cage filled with 5 ducks. Cages measuring 100 x 50 x 60 cm are equipped with a place to feed and drink. The cage floor was made from iron and designed using a slat system. Feed and water were offered ad-libitum throughout the experiment period of 28 days (14 to 42 days of age). The basal diet was formulated to the nutrient requirements of feed based on local plants as an energy source broiler according to NRC (1994). The design used was a completely randomized design with 6 replications. The treatments given were Diet A and Diet B which were given to three species of ducks, namely Pekin ducks, local ducks, and

Commented [A2]: Ethical regulation of study missed. Add in separate sub-tile

crossbred ducks. The composition and contain nutrients from experimental diets are shown in table 1.

Deleted: crossbreed

Ducks and feed were weighted based on parameters including initial and final body weight (BW), the gain of weight, feed intake (FI), and feed conversion ratio per kg of body weight gain, carcass qualities were measured. Recording of growth performance from the ducks was assessed by recording BW, weight gain, feed consumption, and feed conversion ratio (FCR) during the study. Body weight was measured weekly, and feed consumed on a per pen basis was recorded daily. After 28 days of rearing, 12 birds (2 from each group), with body weight close to the mean for the whole flock, were slaughtered for carcass and meat quality analysis. Then the carcass was removed manually and divided into pieces such as chest, legs, wings, neck, and belly fat for analysis. All processes parameters adopted from Kokoszynski et al. (2019a) and Wang et al. (2017). All animal care procedures were approved by the Institutional Animal Care and Use Committee in Faculty of Agriculture. Islamic University of Kalimantan

Deleted: parameters adopted

Deleted: &

Statistical analysis

The data obtained from the study were analyzed for variance using the GLM procedure from SPSS version 24 according to a completely randomized design. The standard error of measurement (SEM) was also calculated. If the results of the F test show a significant or very significant difference, then the analysis is continued with the Tukey test.

Commented [A3]: Reference ?

RESULTS AND DISCUSSION

Performances

Formatted: Font: Not Italic

The growth performance of the Pekin ducks, local ducks, and cross-breed ducks fed diets A and B were presented in Table 2. The initial body weight of local ducks at 14 days was significantly different ($P<0.01$) lower than that of Pekin and cross-breed ducks, while, Pekin ducks were higher than the other two types of ducks. On the other hand, feed consumption was significantly ($P<0.01$) influenced by the type of diet and breed. Feed consumption was significantly ($P<0.01$) influenced by the type of diet and breed. Then, diet type and breed type were very significant ($P<0.01$) in influencing weight of gain and final body weight.

The interaction was very significant ($P<0.01$) between diet type and breed type on body weight gain and final body weight. The Pekin ducks fed diet A significantly ($P<0.05$) had higher body weight gain than Pekin ducks fed diet B. Likewise, local and cross-breed ducks that received diet A significantly ($P<0.05$) had higher body weight gain than local and cross-breed ducks that received diet B. The final body weight of Pekin ducks fed diet A was significantly ($P<0.01$) higher than Pekin ducks fed diet B. While, local and cross-breed ducks fed diet A were significantly ($P<0.05$) higher in body weight than ducks local and cross-breeds on diet B.

Carcass Characteristic

The carcass characteristics of Pekin ducks, local ducks, and cross-breed ducks were fed diets A and B and their interactions were presented in Table 3. Carcass percentage was significantly ($P<0.01$) influenced by breed type and diet type. The percentage of Pekin duck carcasses that received diet A was significantly different ($P<0.05$) from cross-breed ducks, but not significantly different from local ducks. Whereas, diet A produced a higher carcass percentage than diet B.

Formatted: Font: Not Italic

The percentage of meat was very significantly ($P < 0.01$) influenced by the type of diet and significantly ($P < 0.05$) was influenced by the type of breed. The percentage of thigh meat was significantly ($P < 0.01$) influenced by the type of diet. The percentage of breast meat was very significant ($P < 0.01$) influenced by diet type and significantly ($P < 0.05$) influenced by breed type. Pekin ducks that received diet A produced a higher percentage of breast meat than Pekin ducks that received diet B. The Pekin ducks were known as broiler ducks which have been genetically enhanced to obtain higher meat yields and lower levels of carcass fat deposition (Fouad et al., 2018). In our study, final body weight diet feeds a ranged from 1.014 g to 1.500 g/bird. Similar results from the final body weight of duck by Kokoszynski et al. (2019b) & Starcevic et al. (2021). The variation in duck body weight can be influenced by several factors, including feed, genetic value, and the environment. On the other hand, the difference in final weight gain that occurs between types of diets is mostly due to the different nutrient content, especially protein and energy. This was supported by Wen et al. (2017) & Liu et al. (2019) stated that the level of metabolic energy and crude protein in the ration affected the growth performance of Pekin ducks. On the other hand, other researchers like Murawska (2012); Kokoszynski et al. (2015); Kokoszynski et al. (2019b) revealed that final body weight of ducks was influenced by many factors such as duck strain, sex, age, chemical composition of feed, and feeding including a total of feed intake.

The consumption of feed A was 2.30 - 3.01 g/bird while the consumption of feed B was higher at 3.11 - 3.16 gr/bird. Ducks can regulate the total consumption of feed according to the amount of energy needed by the body. Ducks also will consume more feed when receiving a low-energy diet compared to a high-energy diet. While

diet A contains higher energy (Table 1) than diet B, so the ratio consumption is lowest. The results of this study were almost the same as those of Wen et al. (2017) who reported that increasing ration energy can reduce feed intake and feed/gain. Liu et al. (2019) stated that feed consumption and feed conversion of Pekin ducks decreased linearly with increasing ME and crude protein. The average consumption of the Pekin duck ration in this study was 3.14 g or 112.18 g/day, slightly lower than the results of the study by Kokoszynski et al. (2019b) the consumption of ducks aged 1-49 days was 123.2 g/day.

The results of our study, carcass percentages ranged from 50-57% Diet A, and 49-52% Diet B. meanwhile other authors have found higher carcass percentages in commercial Pekin ducks (Kwon et al., 2014; Baltic et al., 2017; Kokoszynski et al., 2019a; Kokoszynski et al., 2019b; Kokoszynski et al., 2019c). The results of our study showed that the abdominal fat content of feed A was 1.41% on average while in feed B was 0.39%, the difference was due to variations in different nutritional content, like protein and fiber. Meanwhile, Wang et al. (2017) reported that the percentage of duck belly fat will decrease as the protein content in the feed increases. This illustrates that the level of protein content in the feed has an impact on the duck's abdominal fat. In addition, the increase in crude fiber content in the feed also resulted in a decrease in the length of the small intestine, along with an increase in the relative weight of the proventriculus and gizzard (Sklan et al., 2003; Svihus 2011; Freitas et al., 2014; Yokhana et al., 2016).

CONCLUSION

Based on the description of the results and discussion, it can be concluded that the feed conversion and final body weight of diet A better than diet B. Meanwhile, the carcass characteristics like abdominal fat and Breast meat in carcass from Diet B better than Diet A.

DECLARATIONS

Corresponding author

Aam Gunawan; E-mail : aamgunawan@yahoo.com; Orchid ID:0000-0002-5982-8983

Acknowledgments

The research was financially support from APBU Universitas Islam Kalimantan (UNISKA) MAB with grant number 45/UNISKA-PUSLIT/II/2022.

Authors Contributions

Aam gunawan leader of the research, Abd Malik was concept of daraft manuscripts, Daramawati, Kartika, Wulandari and Saprani collected and analysis of data.

Conflick of interest

All Authors has no conflick of interest in the research.

REFERENCES

Deleted: ¶
¶

Ali MS, Yang HS, Jeong JY, Moon SH, Hwang YH, Park GB, Joo ST (2008). Effect of chilling temperature of carcass on breast meat quality of duck. *Poul Sci.* 87: 1860 - 1867. DOI:10.3382/ps.2007-00194.

Baltic MZ, Dokmanovic Starčević M, Bašić M, Zenunovic A, Ivanovic J, Markovic R, Janjic J, Mahmutovic H, Glamoclija N (2017). Effects of dietary selenium-yeast concentrations on growth performance and carcass composition of ducks. *Anim Prod Sci.* 57(8): 1731 - 1737.

Bugiwati SRA, Dagong MIA, Rahim L (2021). Comparison of carcass and non-carcass characteristics of Local and Pekin ducks. 2nd Biennial Conference of Tropical Biodiversity. IOP Conf. Series: Earth and Environmental Science 886:012053.

Fouad AM, Ruan D, Wang S, Chen W, Xia W, Zheng C (2018). Nutritional requirements of meat-type and egg-type ducks: what do we know?. *Journal of Animal Science and Biotechnology*, 9(1): Article number: 1. <https://doi.org/10.1186/s40104-017-0217-x>

Formatted: Highlight

Commented [A4]: Correct all references like this.

Formatted: Highlight

Freitas ER, de Melo Braz N, Watanabe PH, Cruz CEB, do Nascimento GAJ, Bezerra RM (2014). Fiber level for laying hens during the growing phase. *Ciencia e Agrotecnologia.* 38:188–198. DOI:10.1590/S1413-70542014000200010

Deleted: Fouad AM, Dong R, Shuang W, Wei C, Weiguang X, Chuntian Z (2018). Nutritional requirements of meat-type and egg-type ducks: what do we know?. *J Anim Sci Biotechnol.* 9(1): 1 - 11. DOI:10.1186/s40104-017-0217-x

Kokoszynski D, Wasilewski R, Stęczny K, Bernacki Z, Kaczmarek K, Saleh M, Wasilewski PD, Biegiewska M (2015). Comparison of growth performance and meat traits in Pekin ducks from different genotypes. *Eur Poult Sci.* 79: 1 - 11.

Kokoszynski D, Arpasova H, Hrncar C, Zochowska-Kujawska J, Kotowicz M, Sobczak M (2019a). Carcass characteristics, chemical composition, physicochemical properties, texture, and microstructure of meat from spent Pekin ducks. *Poult Sci.* 99:1232–1240. DOI:10.1016/j.psj.2019.09.003.

Kokoszynski D, Wasilewski R, Steczny K., Kotowicz, M., Hrncar, C., Arpasova, H (2019b). Carcass composition and selected meat quality traits of Pekin ducks from genetic resources flocks. *Poult Sci.* 98(7):3029-3039. DOI:10.3382/ps/pez073.

Kokoszynski D, M Saleh, Z Bernacki, T Topolinski, M Andryszczyk, M Wirwicki (2019c). Growth performance, carcass composition, leg bones, and digestive system characteristics in Pekin duck broilers fed a diet diluted with whole wheat grain. *Can J Anim Sci.* 99:781–791. DOI:10.1139/cjas-2018-0164.

Kuzniacka J, Biesek J, Banaszak M, Rutkowski A, Kaczmarek S, Adamski M, Hejdysz M (2020). Effect of dietary protein sources substituting soybean

meal on growth performance and meat quality in ducks. *Animals*. 10(133): 1 – 15. DOI:10.3390/ani10010133.

Kwon HJ, YK Choo, YI Choi, E J Kim, HK Kim, KN Heo, HC Choi, SK Lee, CJ Kim, BG Kim, CW Kang, BK (2014). Carcass characteristics and meat quality of Korean native ducks and commercial meat-type ducks raised under same feeding and rearing conditions. *Asian-australas J Anim Sci*. 27(11):1638-1643. DOI:10.5713/ajas.2014.14191

Liu JB, HL Yan, Y Zhang, YD Hu, HF Zhang (2019). Effects of dietary energy and protein content and lipid source on growth performance and carcass traits in Pekin ducks. *Poult Sci*. 98:4829-4837. DOI:10.3382/ps/pez217.

Murawska D (2012). The effect of age on the growth rate of tissues and organs and the percentage content of edible and nonedible carcass components in Pekin ducks. *Poult Sci*. 91: 2030-2038. DOI:10.3382/ps.2011-02083.

Naveen Z, Naik BR, Subramanyam BV, Reddy PM (2016). Studies on the quality of duck meat sausages during refrigeration. *Springerplus*. 5:2061-2075. DOI:10.1186/s40064-016-3743-7.

Nurkhoeriyati T, Huda N, Ahmad R (2012). Physicochemical properties and sensory analysis of duck meatballs containing duck meat surimi-like material during frozen storage. *J Food Sci*. 71(1):591-598. DOI:/10.1111/j.1750-3841.2011.02519.x

Qiao Y, Huang J, Chen Y, Chen H, Zhao L, Huang M, et al, (2017). Meat quality, fatty acid composition and sensory evaluation of Cherry Valley, Spent Layer and Crossbred ducks. *Animal Science Journal*, 88(1):156-165. <https://doi.org/10.1111/asj.12588>

Formatted: Highlight

Formatted: Highlight

Commented [A5]: This is correct form of reference. Correct all of them according this. DOI / journal name All all

More than 6 authors converted to "et al."

Formatted: Highlight

Rahman MM, Khan MJ, Chowdhury SD (2014). Effect of feed supplementation on chemical composition of meat of three genotypes of scavenging ducklings in coastal areas of Bangladesh. *BJAS*. 43(1):25-29. DOI:10.3329/bjas.v43i1.19381.

Sklan D, Smirnov A, Plavnik I (2003). The effect of dietary fibre on the small intestines and apparent digestion in the turkey. *Br Poult Sci*. 44:735-740. DOI:10.1080/00071660310001643750.

Smith DP, Northcutt JK, Qudsieh RI, Parisi MA (2015). Effect of strain on duck breast meat quality. *J Appl Poult Res*. 24:401-407. DOI:10.3382/japr/pfv031.

Starčević M, H Mahmutović, N Glamoclija, M Basic, R Andjelković, R Mitrović, R Marković, J Janjić, M Bosković, MŽ Baltić (2021). Growth performance, carcass characteristics, and selected meat quality traits of two strains of Pekin duck reared in intensive vs semi-intensive housing systems. *Animal*. The

Subhan A, Hamdan A, Hilmawan F, Qomariah R, Annis M, Rohaeti ES (2021). Improvement of Breeding Management towards Productivity of Alabio Duck in Swamp Land, South Kalimantan. In International Conference on Improving Tropical Animal Production for Food Security (ITAPS 2021), 2022 Mar 29. Atlantis Press, pp. 40-45. <https://dx.doi.org/10.2991/abs/1.20309.009>

Formatted: Spanish (Ecuador), Highlight

Formatted: Highlight

Formatted: Highlight

Svihus B (2011). The gizzard: function, influence of diet structure and effects on nutrient availability. *Worlds Poultr Sci J.* 67(2):207-224. DOI:10.1017/S0043933911000249.

Świątkiewicz S, Arczewska-Włosek A, Józefiak D (2017). The nutrition of poultry as a factor affecting litter quality and foot pad dermatitis – an updated review. *J Anim Physiol Anim Nutr.* 101(5):e14-e20. DOI:10.1111/jpn.12630.

Wang SP, Wang WJ, Yang DS, Zhao XL, Luo DM, Guo YB (2017). Growth, carcass, and physiological traits of growing male China Micro-ducks fed various levels of dietary crude fibre. *Czech J Anim Sci.* 62(8):347-356. DOI: 10.17221/5/2017-CJAS

Wen ZG, TJ Rasolofomanana, J Tang, Y Jiang, M Xie, P L Yang, SS Hou (2017). Effects of dietary energy and lysine levels on growth performance and carcass yields of Pekin ducks from hatch to 21 days of age. *Poult Sci.* 96:3361-3366. DOI:10.3382/ps/pex122.

Yokhana JS, Parkinson G, Frankel T (2016). Effect of insoluble fiber supplementation applied at different ages on digestive organ weight and digestive enzymes of layer-strain poultry. *Poult Sci.* 95:550-559. DOI:10.3382/ps/pev336.

Zdanowska-Sąsiadek Ź, Michalczyk M, Marcinkowska-Lesiak M, Damaziak K (2013). Factors shaping the sensory characteristics of poultry meat. *Bromatol Chem Toksykol.* 46(3):344-353. (in Polish).

Table 1. Composition of feed for duck

Type of diet	Crude Protein (%)	Crude Fiber (%)	Crude fat (%)	Ca (%)	P (%)	ME (Kcal/kg)
Diet A ¹	22.00	5.00	5.00	0.95	0.60	3,000
Diet B ²	23.05	13.67	5.01	3.41	0.79	2,327

¹ Feed composition consist of yellow corn, soybean meal, meat bone meal, corn gluten meal, palm oil, amino acid essential, mineral essential, premix and vitamin

² Feed composition consist of corn, rice bran, bran pollard, dried distillers grains with soluble (DDGS), soybean meal, palm kernel meal, flour binder, shrimp meal, sago, crude palm oil, limestone, amino acid essential, premix vitamin, premix mineral, mono-calcium phosphate (MCP), and enzyme.

Deleted: 1

Deleted: 1

Commented [A6]: 1 or A1 ??

Formatted: Highlight

Deleted: mono

Table 2. Performances Pekin duck, Local duck, and ~~Crossbred~~ duck were given diets feed differences

Deleted: Crossbreed

Variable	Diet A			Diet B			SEM	P-value		
	Pekin	Local duck	Cross breed	Pekin	Local duck	Cross breed		D	B	DxB
Initial BW 14 days (g/bird)	363 ^d	210 ^a	299 ^{bcd}	338 ^{cd}	249 ^{ab}	277 ^{abc}	13.80	ns	**	ns
Feed Consumption/FC (g/ekor)	3077	2,399	2,918	3,164	3,118	3,161	78.90	**	*	ns
Weight Gain/WB (g/4 weeks)	1,136 ^c	803 ^{bA}	853 ^b	581 ^a	582 ^a	581 ^a	51.59	**	**	**
Feed conversion ratio (FCR)	2.75 ^A	3.02 ^A	3.41 ^A	5.44 ^B	5.36 ^B	5.45 ^B	0.29	**	ns	ns
Final body weight (g/bird)	1,500 ^C	1,014 ^{AB}	1,196 ^B	920 ^A	831 ^A	858 ^A	58.84	**	**	**

D = Diet factor; B = Duck breed factor; RxB = interaction between diet and duck breed factors. Within a row, means with a different superscript letter significantly differ (a, b - P < 0.05; A, B - P < 0.01); ns = no significance (P > 0.05); * (P < 0.05); ** (P < 0.01).

Table 3. Carcass characteristics Pekin duck, Local duck, and Crossbred duck were given diets feed differences

Deleted: Crossbreed

Variable	Diet A			Diet B			SEM	P-value		
	Pekin	Local duck	Cross breed	Pekin	Local duck	Cross breed		D	B	DxB
Carcass (%)	57.41 ^c	54.96 ^{bcA}	50.86 ^{ab}	52.76 ^{abc}	49.85 ^a	49.02 ^a	0.81	**	**	ns
Abdominal fat (%)	1.48	1.57	1.20	0.53	0.30	0.36	0.15	**	ns	ns
Meat:BP (%)	30.88 ^B	28.66 ^{AB}	26.14 ^{AB}	25.83 ^{AB}	23.45 ^A	24.74 ^A	0.67	**	*	ns
Thigh meat in Carcass (%)	20.91 ^A	22.89 ^{AB}	22.14 ^{AB}	24.13 ^{AB}	24.30 ^{AB}	26.41 ^B	0.52	**	ns	ns
Breast meat in carcass (%)	19.17 ^B	14.70 ^{AB}	16.49 ^{AB}	12.04 ^A	10.55 ^A	12.63 ^A	0.79	**	*	ns

D = Diet factor; B = Duck breed factor; DxB = interaction between diet and duck breed factors. Within a row, means with a different superscript letter significantly differ (a, b – P < 0.05; A, B – P < 0.01); ns = no significance (P > 0.05); * (P < 0.05); ** (P < 0.01).



Signed copy must to be sent by mail to: editors@ojafr.ir or schekani@gmail.com
 Online Journal of Animal and Feed Research, Iran Islamic Republic of

DECLARATION OF THE AUTHORS

All authors of the manuscript titled:
Performance and Carcass Characteristics of Pekin duck, Local ducks, and Crossbred duck raised under different Feeding Conditions

intended for publication in the **Online Journal of Animal and Feed Research** declare that

- they agree to its publication after any amendments arising from the peer review
- they agree to the posting of the full text of this work on the web page of the journal and to the inclusions of references in databases available on the internet
- no results of other researchers were used in the submitted manuscript without their consent, proper citation or acknowledgement of their cooperation or material provided
- the results (or any part of them) used in the manuscript have not been sent for publication to any other journal nor have they already been published (or if so, that the relevant works are cited in this manuscript)
- submission of the manuscript for publication was completed in accordance with the publishing regulations pertaining to their workplace
- experiments performed comply with current laws and written consent of Scientific Ethnic Committee / National Animal Care Authority is available (as it is mentioned in the manuscript submitted)

AUTHORS OF THE MANUSCRIPT

E-mail	name	date	signature
aamgunawan@yahoo.com	Aam Gunawan	November 27, 2022	
Sidol_99@yahoo.com	Abd. Malik	November 28, 2022	
dharm_uniska@yahoo.co.id	Siti Dharmawati	November 28, 2022	
marlindadwikartikasari@gmail.com	Dwi Kartika	November 28, 2022	
nisawulandari03@gmail.com	Nisa Wulandari	November 28, 2022	
saprani115@gmail.com	Saprani	November 28, 2022	

RESPONS TO EDITOR

October 14. 2022

Dear Prof. Habib Aghdam Shahryar, Ph D
Editor-In Chief
Online Journal of Animal and Feed Research

Thank you very much for the valuable comments the deficiencies. We have improved the manuscript accordingly comments reviewer (in color yellow in the main manuscripts)

best regards

Sincerely,

Dr. Aam Gunawan
Department of Animal Science.
Faculty of Agriculture- Islamic University of Kalimantan (UNISKA)
Banjarmasin, South Kalimantan. Indonesia 70724

No	Comment editor /reviewer	Response	
1	Describe Diets (abstract	We have improved	
2	Add in separate sub-tile (Materials and methods)	We have added sub-tittle	
3	Reference ? (Statistical analysis)	We have added reference	
4	Correct all references like this. (like guide for OJAFR)	We have corrected	
5	1 or A1 ? (in table 1)	We have corrected	



DOUBLE BLIND REVIEW EVALUATION FORM

Article code: 1260

Article title: **PERFORMANCE AND CARCASS CHARACTERISTICS OF PEKIN DUCK, LOCAL DUCKS, AND CROSSBRED DUCK RAISED UNDER DIFFERENT FEEDING CONDITIONS**

*= Required Fields

General	Top	2	3	4
* In what quartile of published animal and feed research would you place this manuscript?	<input type="radio"/>	<input checked="" type="radio"/>	<input type="radio"/>	<input type="radio"/>

Presentation	Yes	No
* Is the writing clear and well organized?	<input checked="" type="radio"/>	<input type="radio"/>
* Would certain changes make the study of interest to more <i>Animal & Feed</i> readers?	<input checked="" type="radio"/>	<input type="radio"/>
* Could the manuscript be shortened without loss of content? (Please suggest in your comments how to shorten, and mark below the areas that you recommend for shortening.)	<input checked="" type="radio"/>	<input type="radio"/>

Article content	
<input checked="" type="checkbox"/> Title	<input checked="" type="checkbox"/> Abstract
<input checked="" type="checkbox"/> Introduction	<input checked="" type="checkbox"/> Methods
<input checked="" type="checkbox"/> Results	<input checked="" type="checkbox"/> Discussion
<input checked="" type="checkbox"/> Tables	<input checked="" type="checkbox"/> Figures

Content	Yes	No

* Are the goals of the study clearly stated?	<input checked="" type="radio"/>	<input type="radio"/>
* Are the data adequate?	<input type="radio"/>	<input checked="" type="radio"/>
* Are the design of the research and the analyses of the data (statistical or otherwise) appropriate and adequate?	<input checked="" type="radio"/>	<input type="radio"/>
* Are the conclusions justified by the data?	<input checked="" type="radio"/>	<input type="radio"/>
* Is the discussion relevant to data presented in the manuscript?	<input checked="" type="radio"/>	<input type="radio"/>
* Do you have reason to believe that any laws or regulations might have been violated regarding care or importation of animals used in this research?	<input type="radio"/>	<input checked="" type="radio"/>
* Are other problems explained in the accompanying comments? *Please provide explanation or justification in your comments.	<input type="radio"/>	<input type="radio"/>

Evaluation	Excellent	Good	Fair	Poor
* Originality	<input type="radio"/>	<input checked="" type="radio"/>	<input type="radio"/>	<input type="radio"/>
* Importance to field (animal & feed research)	<input type="radio"/>	<input checked="" type="radio"/>	<input type="radio"/>	<input type="radio"/>

*** Recommendation**

Accept for publication Revision Reject from publication

Confidential Comments to the Editor (Please do not duplicate the comments to the author.)

***Comments to the Author**

General Requirements for authors

Graphical Abstract: authors should provide a graphical abstract (a beautifully designed feature figure) to represent the paper aiming to catch the attention and interest of readers. Graphical abstract will be published online in the table of content. The graphical abstract should be *colored*, and kept within an area of 12 cm (width) x 6 cm (height) or with similar format. Image should have a minimum resolution of 300 dpi and line art 1200dpi. Note: *Height of the image should be no more than the width.* **Please avoid putting too much information into the graphical abstract as it occupies only a small space.** Authors can provide the graphical abstract in the format of PDF, Word, PowerPoint, jpg, or png, after a manuscript is accepted for publication. See more sample graphical abstracts in [archive](#) at (http://www.ojaf.ir/main/index.php?option=com_content&view=article&id=86&Itemid=86).

Editorial offices

Ömer Nasuhi Bilmen Road, Dönmez Apart., G Block, No:1/6, Yakutiye, Erzurum/25100, TURKEY

796-704 Montrose St, Winnipeg, Manitoba R3T 2N2, CANADA

Phone: +90 534 0539 963 (Turkey); +1 209 732 4265 (Canada); +1 802-322-4550 (USA)

Website: www.science-line.com ; Email: administrator@science-line.com

INVOICE

Account No	OJAFR-1260
Date	2022/10/27

Publication Fee for:

Online Journal of Animal and Feed Research

<https://ojafr.com>

Contact details

Name	Dr. Aam Gunawa
Institution/Company	<i>Department of Animal Science, Faculty of Agriculture, Islamic University of Kalimantan. Muhammad Arsyad Al Banjari, Banjarmasin. South Kalimantan. Indonesia.</i>

Article title, Author name and Email

Fees (with VAT)

1	PERFORMANCE AND CARCASS CHARACTERISTICS OF PEKIN DUCK, LOCAL DUCKS, AND CROSSBREED DUCK RAISED UNDER DIFFERENT FEEDING	Euro € 240
2	Extra Editing Charges (Linguistics, Type-setting, and References Style)	Euro € 100
3	TAX (20%)	Euro € 68

Total Publication fee:**Euro € 408**

Scienceline Publication Ltd. Bank Details

Account Holder	SCIENCELINE PUBLICATION YAYINCILIK San. Tic. Ltd. Şti. (Company No. 0757086921600001)	
Account Name	SCIENCELINE PUBLICATION YAYINCILIK	
Bank name	İŞ BANK of TURKEY	
Branch	9303-Atatürk University / Erzurum City	
Country	TURKEY	
SWIFT Code	ISBKTR IS	
Euro €	Account no.	
	IBAN	TR02 0006 4000 0029 3030 1048 79

Please note that bank transfer fee on sender's side must be paid by sender.

Please make sure that you write your name on the deposit slip when you deposit the amount directly into the bank account.

Please send the payment receipt to the journal e-mails. Also send a copy of the receipt to administrator@science-line.com